



Introducing  
**a better  
way to  
pay your**

**Income Tax**

Enjoy simplified  
tax payment at your  
fingertips with  
**IDFC FIRST Bank**

**For Retail user**



**To make Income Tax Payment via  
IDFC FIRST Bank, follow the below steps:**

# 01 STEP

**Open the below TIN portal URL on your desktop**  
<https://eportal.incometax.gov.in/iec/foservices/#/login>

# 02 STEP

**Enter User ID and click on 'Continue' button**

## Login

Enter your User ID \*

\* \* \* \* \*

**Continue >**

<https://eportalut.incometax.gov.in/iecuat/foservices/#/login>



**e-Filing** *Anywhere Anytime*  
Income Tax Department, Government of India

Call Us

Tax Professionals & Others

Downloads

Know about your User ID



PAN (Permanent Account Number)

**Individuals** (Salaried employee, Senior citizen, Freelancer, NRI)

**Other Than Individuals** (Company, Trust, AOP, Firm, HUF, Local Authority)




Aadhaar Number

**Individuals** (Salaried employee, Senior citizen, Freelancer, NRI)

# 03

STEP

Click on 'checkbox' and enter Password then click on 'Continue' button




## Login

PAN : \*\*\*\*\*


Secure Access Message


I am an Indian

☒ Please confirm your secure access message displayed above 

Enter password for your e-Filing account

Password \*



[Forgot Password?](#) 

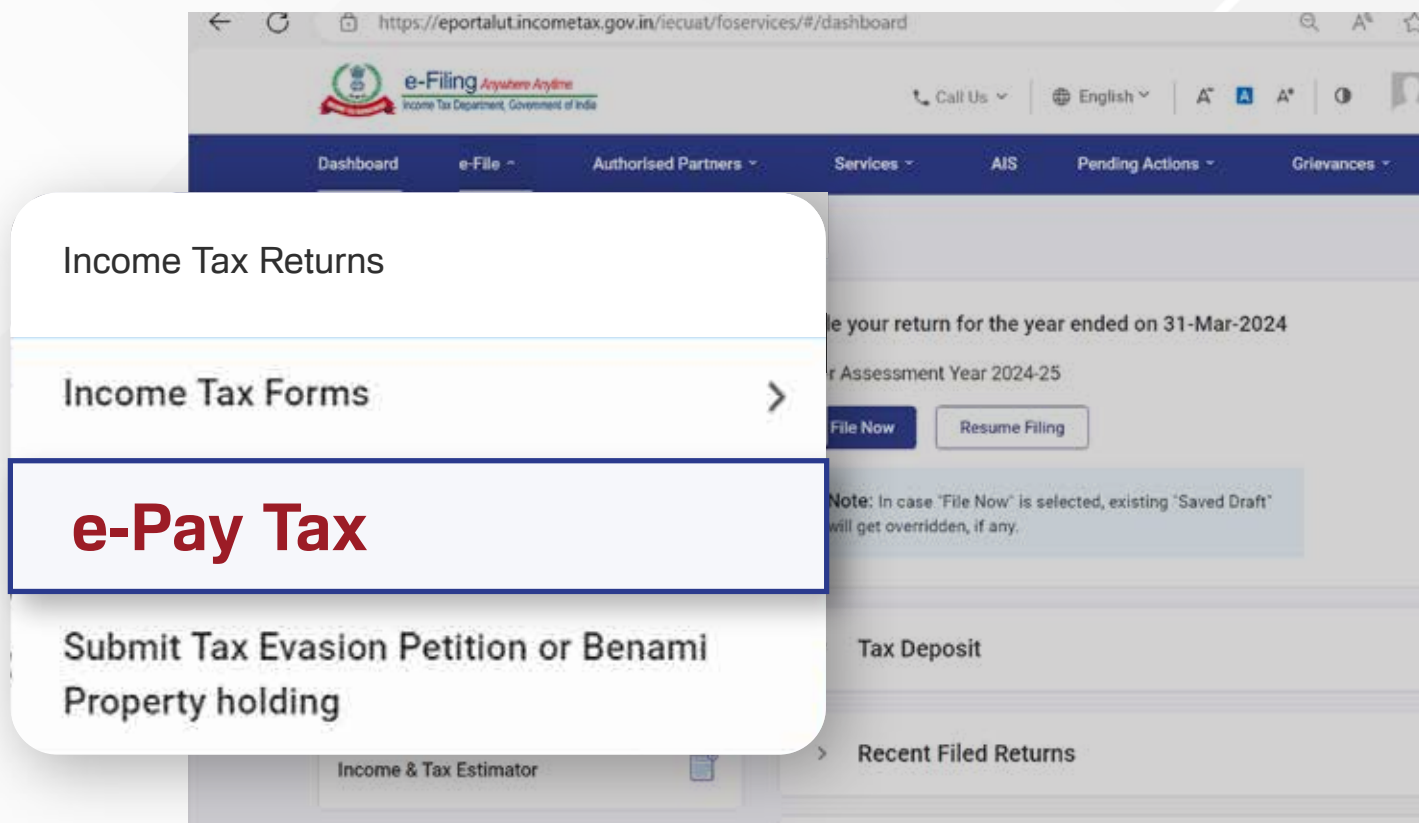
Continue >



# 04

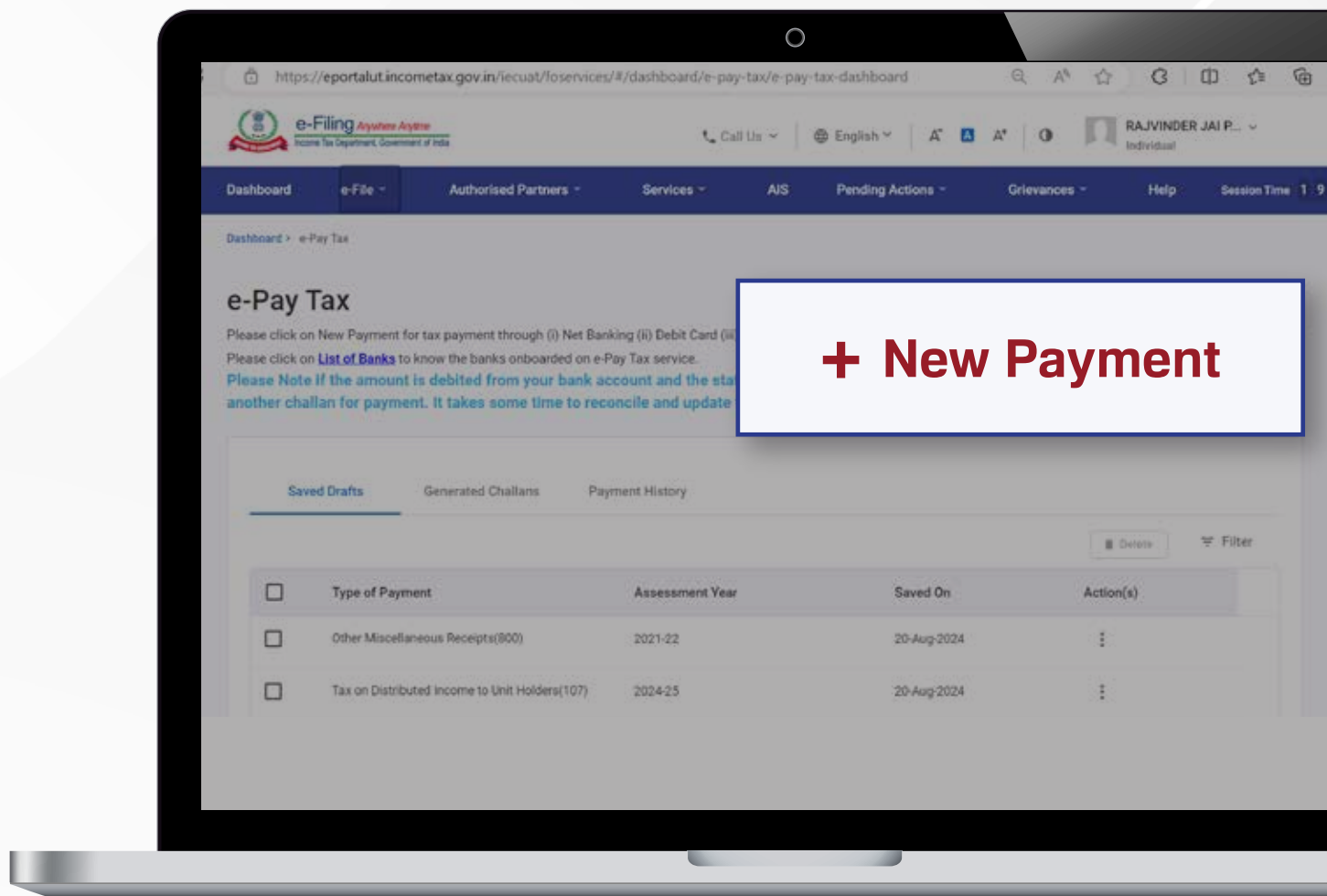
STEP

Navigate to 'e-File' tab and select 'e-Pay Tax'



# 05 STEP

Click on '+ New Payment'



# 06

## STEP

Select the Tax payment category and click on  
'Proceed' button

**New Payment**  
PAN: AAAPA2296A

Find your tax g

<b>Income Tax</b> Advance Tax (100), Self Assessment Tax (900), Tax on Distributed Income to Unit Holders (107) <a href="#">Read More</a> <a href="#">Proceed</a>	<b>Demand Payment as Regular Assessment Tax (400)</b> Payment of demand raised against previous years processed returns <a href="#">Proceed</a>	<b>Equalisation Levy/ STT/ CTT</b> Equalisation Levy (119), Commodities Transaction Tax (800), Securities Transactions Tax (51) <a href="#">Read More</a> <a href="#">Proceed</a>
<b>Fee/ Other Payments</b> Fees, Wealth Tax, Fringe Benefit Tax, Banking Cash Transaction Tax, Interest Tax, Hotel Receipts <a href="#">Read More</a> <a href="#">Proceed</a>	<b>26 QB (TDS on Sale of Property)</b> Payment of TDS on Sale of Property <a href="#">Proceed</a>	<b>Demand Payment for TDS on Pro</b> Payment of demand raised by TDS-CPC against TDS on Sale of Property <a href="#">Proceed</a>
<b>26 QC (TDS on Rent of Property)</b> Payment of TDS on <a href="#">Proceed</a>	<b>Demand Payment for TDS on Rent of Property</b> <a href="#">Proceed</a>	<b>26 QD (TDS on Payment to Resident Contractors and Professionals)</b> Payment to Resident Contractors and Professionals <a href="#">Proceed</a>

**Proceed**

# 07 STEP

Select Assessment Year and Type of Payment  
then click on 'Continue' button

## New Payment

PAN:

Assessment Year \*

2024-25

Financial Year is **2023-24** for  
the selected Assessment  
Year **2024-25**

PAN:

Assessment Year \*

2024-25

Financial Year is **2023-24** for  
the selected Assessment  
Year **2024-25**

Type of Payment (Minor Head) \*

Tax on Distributed Income to Unit Holders

Tax Applicable (Major Head) is **Income Tax  
(Other than Companies)(0021)**

< Back

Continue



**Enter Payment Amount in break up details page  
and click on 'Continue' button**

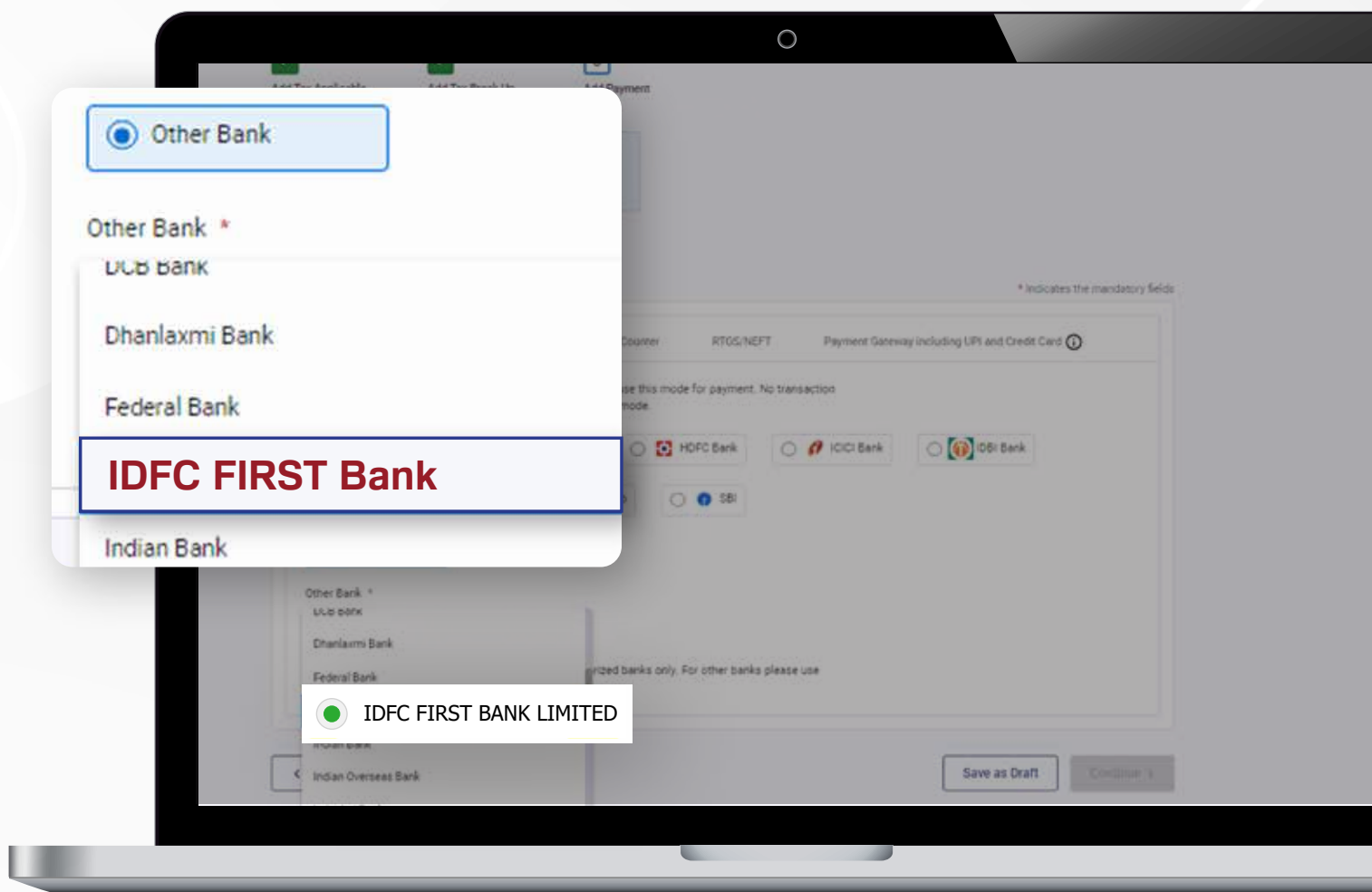
**Continue**



# 09

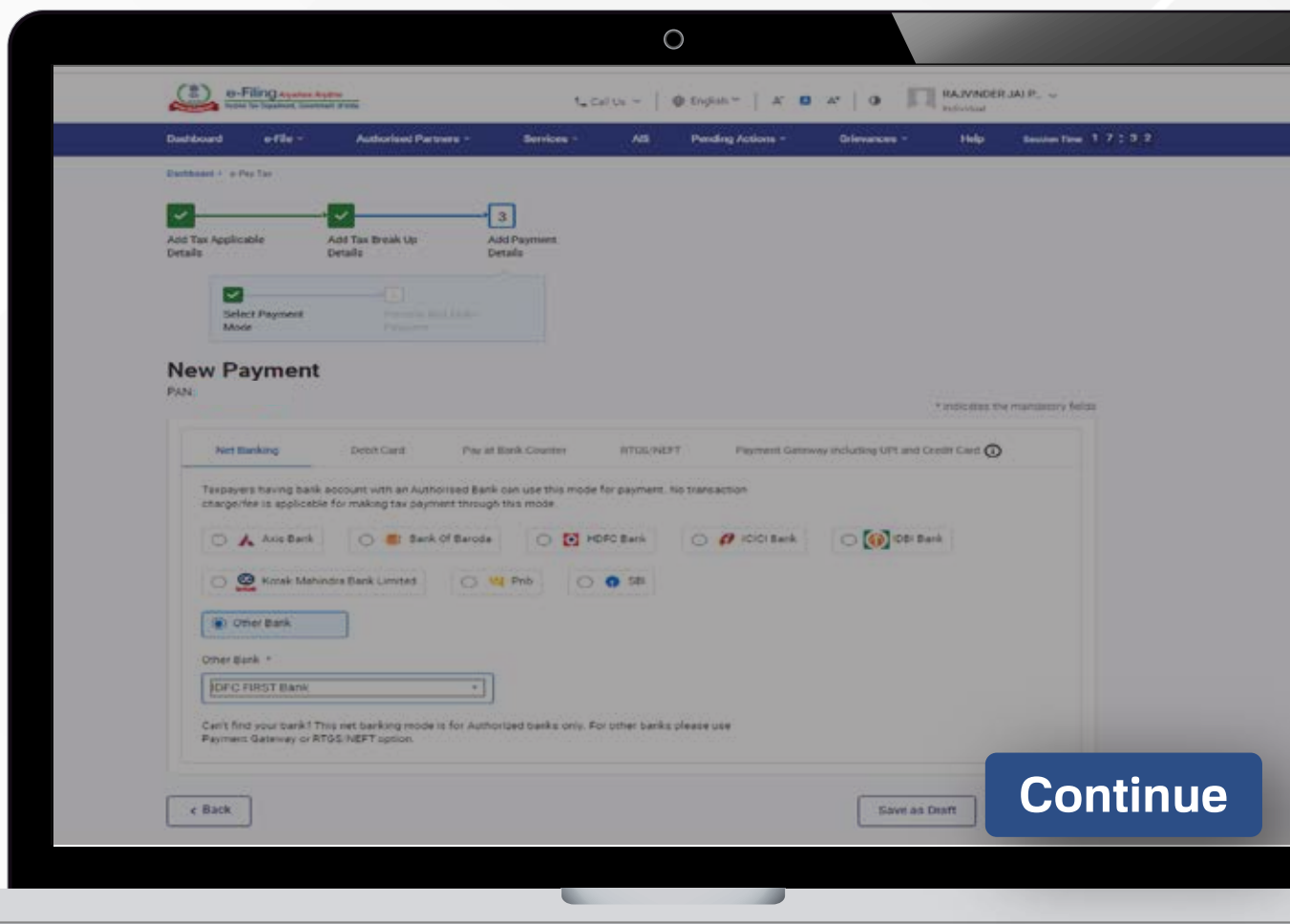
## STEP

Click on 'Other Bank' from 'Net Banking' Tab and select "IDFC FIRST Bank" from the drop down list



# 10 STEP

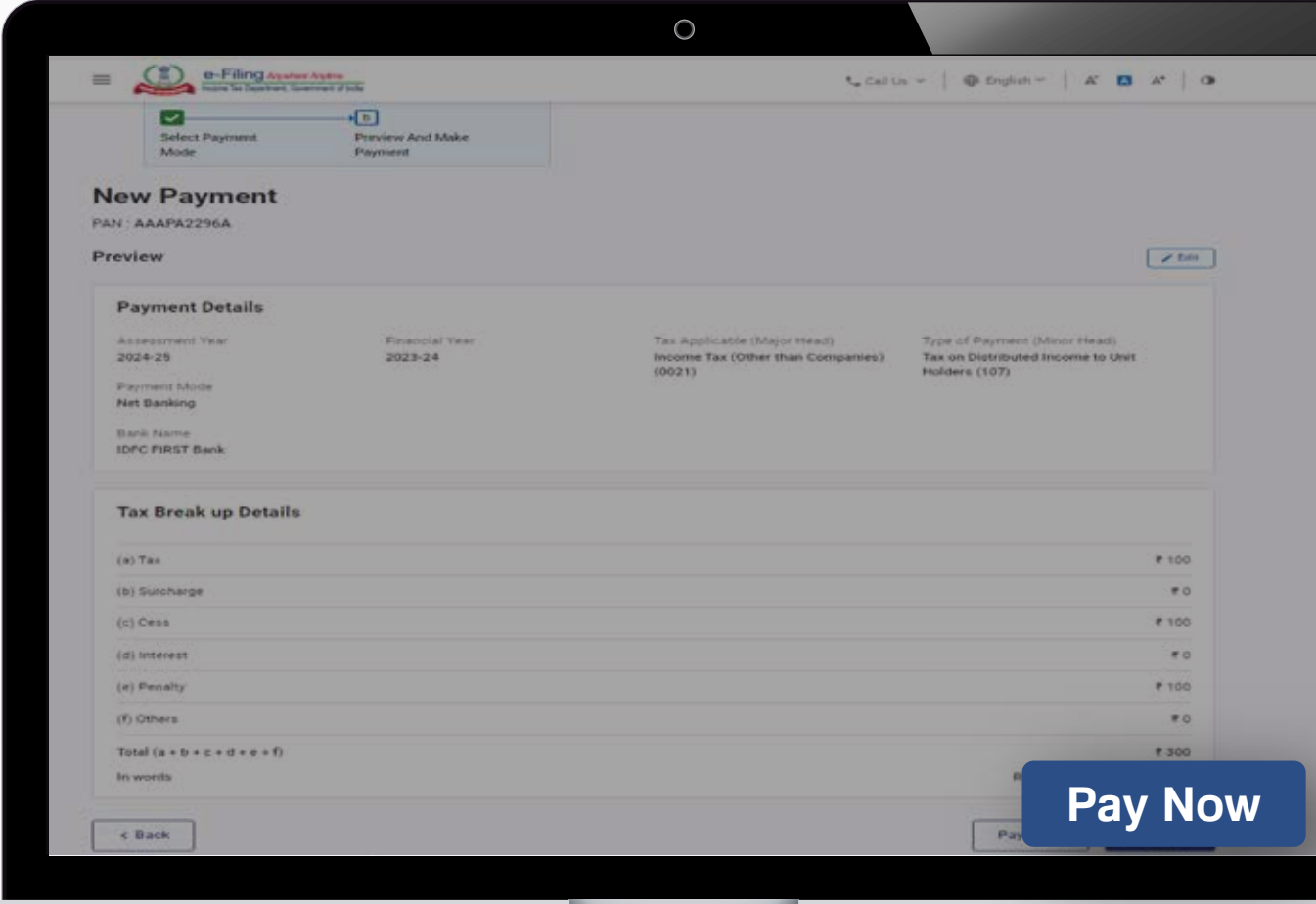
Click on 'Continue' button



The screenshot displays the e-Filing portal interface. At the top, there's a navigation bar with links like Dashboard, e-File, Authorized Partners, Services, AIS, Pending Actions, Grievances, and Help. The user is logged in as RAJIVINDER JAI P. The main content area shows a progress bar with three steps: 'Add Tax Applicable Details' (completed), 'Add Tax Break Up Details' (completed), and 'Add Payment Details' (current step, marked with a '3'). Below the progress bar, there's a 'Select Payment Mode' section with 'Net Banking' selected. The 'New Payment' section follows, showing various payment methods: Net Banking, Debit Card, Pay at Bank Counter, RTGS/NEFT, and Payment Gateway including UPI and Credit Card. Under 'Net Banking', there's a list of banks with radio buttons: Axis Bank, Bank of Baroda, HDFC Bank, ICICI Bank, IDBI Bank, Kotak Mahindra Bank Limited, PNB, and SBI. The 'Other Bank' option is selected, and 'IDFC FIRST Bank' is entered in the dropdown menu. At the bottom, there are 'Back' and 'Save as Draft' buttons. A large blue 'Continue' button is overlaid on the bottom right of the screen.

# 11 STEP

Payment details and Tax break up details will appear on the screen. Verify the details and click on 'Pay Now' button



**New Payment**  
PAN : AAAPA2296A

**Preview** [Edit](#)

Payment Details	
Assessment Year 2024-25	Financial Year 2023-24
Payment Mode Net Banking	Tax Applicable (Major Head) Income Tax (Other than Companies) (0021)
Bank Name IDFC FIRST Bank	Type of Payment (Minor Head) Tax on Distributed Income to Unit Holders (107)

Tax Break up Details	
(a) Tax	₹ 100
(b) Surcharge	₹ 0
(c) Cess	₹ 100
(d) Interest	₹ 0
(e) Penalty	₹ 100
(f) Others	₹ 0
Total (a + b + c + d + e + f)	₹ 300
In words	

[← Back](#) [Pay Now](#)



**IDFC FIRST  
Bank**

**ALWAYS YOU FIRST**

# 12 STEP

**Click on 'Terms and condition' checkbox and click on  
'Submit To Bank' button**

The screenshot displays the e-Filing portal interface. A modal window titled "Terms and Conditions" is open, showing the following text:

status of such CRN will not be updated to "PAID".

12. If account of the taxpayer/user is deducted but the status of CRN is not updated to "PAID", the taxpayer/user may re-check the status of the CRN after 30 minutes as the same may get updated after response received from bank to e-Filing Portal. In case, no such response is received during the said time, the taxpayer/user is advised to wait for one day as the e-Filing Portal will reconcile the CRN with the bank and update the CRN status accordingly. If status of CRN is still not updated, taxpayer/user is advised to contact the bank.

13. Once a payment is successfully made, e-Filing will not entertain any request for refund/reversal of the paid amount. The taxpayer/user is advised to make claim of such amount as tax credit during the filing of Income tax return of the relevant Assessment Year.

14. Any fraudulent transaction or misuse shall be dealt as per applicable laws.

☒ I agree to the terms and conditions.

**Submit To Bank**

The background shows the "Preview" section of the portal with the following details:

**Payment Details**

Assessment Year  
2024-25

Payment Mode  
Net Banking

Bank Name  
IDFC FIRST Bank

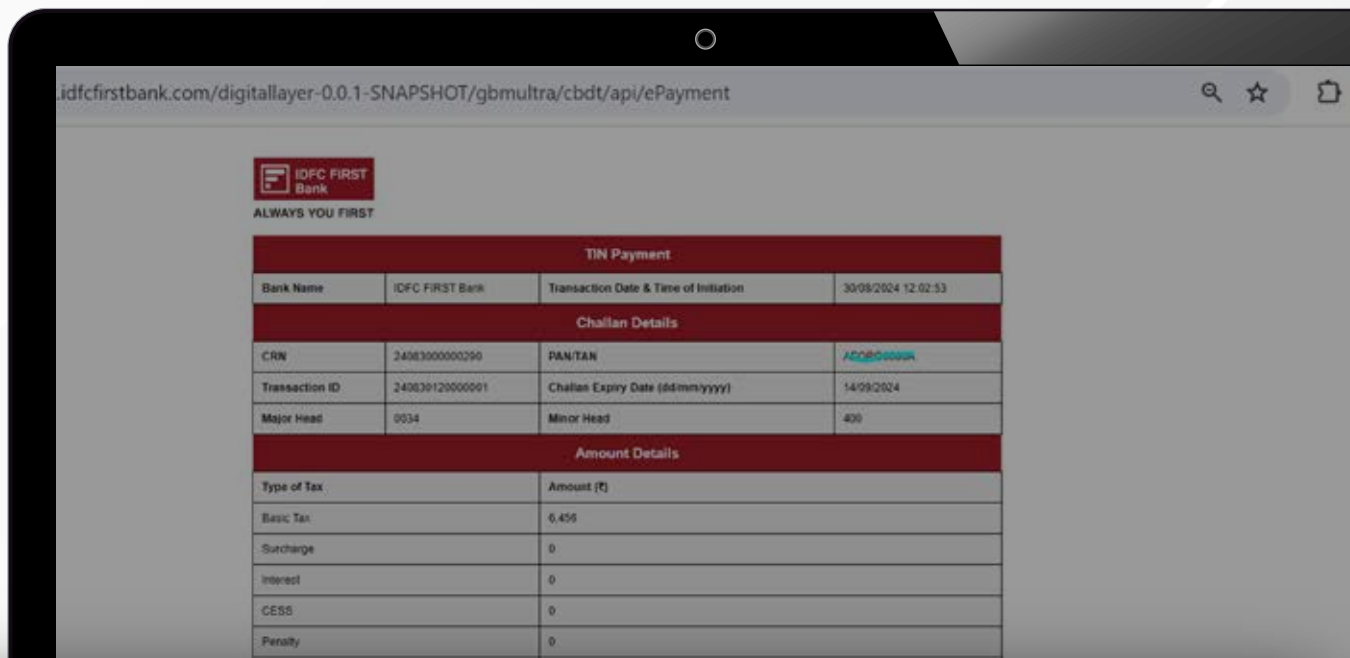
**Tax Break up Details**

(a) Tax:  
(b) Surcharge:  
(c) Cess:

# 13

**STEP**

The below screen will appear, read & accept the 'Terms and Conditions' by clicking on the checkbox



idfcfirstbank.com/digitallayer-0.0.1-SNAPSHOT/gbmultra/cbdt/api/ePayment

**IDFC FIRST Bank**  
ALWAYS YOU FIRST

TIN Payment			
Bank Name	IDFC FIRST Bank	Transaction Date & Time of Initiation	30/08/2024 12:02:53
Challan Details			
CRN	24083000000290	PAN/TAN	JDCE0000000000000000
Transaction ID	2408301200000001	Challan Expiry Date (dd/mm/yyyy)	14/09/2024
Major Head	0034	Minor Head	400
Amount Details			
Type of Tax	Amount (₹)		
Basic Tax	6,456		
Surcharge	0		
Interest	0		
CESS	0		
Penalty	0		

## Terms and Conditions

I have read & agree with the Terms&Conditions of IDFC FIRST Bank

I ("User") accept the Terms and Conditions ("Terms and Conditions") contained herein that shall apply to any person using the services provided by IDFC FIRST Bank ("Bank" of "IDFC FIRST Bank") for making tax/statutory payments through an online gateway service ("Payment Gateway Services"). Each User is therefore deemed to have read and accepted these Terms and General Terms and Conditions for Online Payments IDFC FIRST Bank, obligations, undertakings shall be subject to the law of India, as well as any directives/ procedures of Government of India. Each User hereby consents, accepts and agrees that t



IDFC FIRST  
Bank

ALWAYS YOU FIRST

# 14 STEP

Click on 'Pay Via Retail Net Banking' button

idfcfirstbank.com/digitallayer-0.0.1-SNAPSHOT/gbmultra/cbdt/api/ePayment



ALWAYS YOU FIRST

## TIN Payment

Bank Name	IDFC FIRST Bank	Transaction Date & Time of Initiation	30/08/2024 12:02:53
-----------	-----------------	---------------------------------------	---------------------

## Challan Details



ALWAYS YOU FIRST

## TIN Payment

Bank Name	IDFC FIRST Bank	Transaction Date & Time of Initiation	30/08/2024 12:02:53
-----------	-----------------	---------------------------------------	---------------------

## Challan Details

CRN	24083000000290	PAN/TAN	AFGF0000R
Transaction ID	240830120000001	Challan Expiry Date (dd/mm/yyyy)	14/09/2024
Major Head	0034	Minor Head	400


## Amount Details

Type of Tax	Amount (₹)
Basic Tax	6,456
Surcharge	0
Interest	0
CESS	0
Penalty	0
Others	0

Pay Via Retail Net Banking

# 15 STEP

Enter the 'Registered Mobile Number' which is used while creating the account on the Net Banking Portal and click on 'Proceed to Login' button.

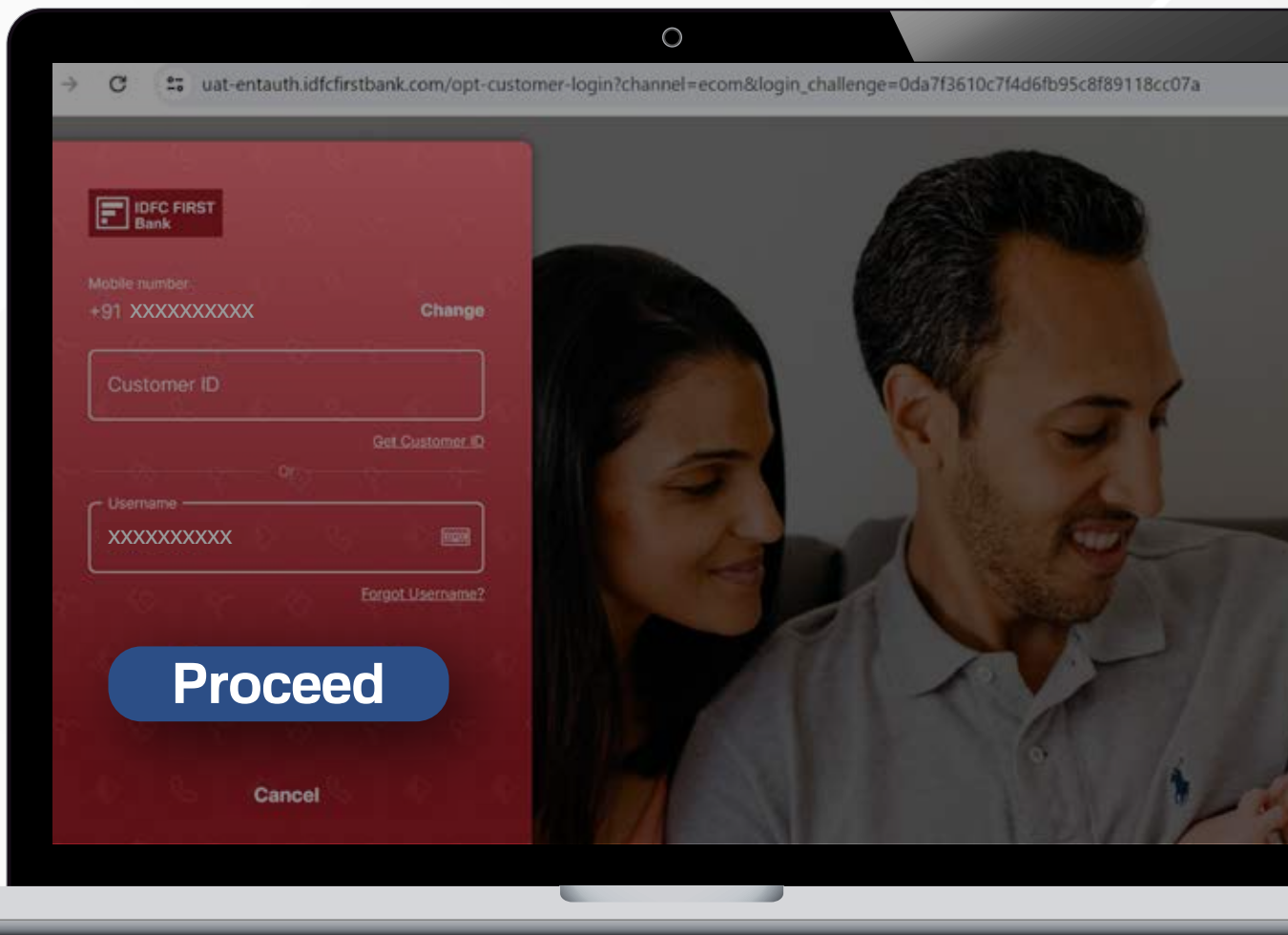




# 16

STEP

Enter 'Username' and click on 'Proceed' button



uat-entauth.idfcfirstbank.com/opt-customer-login?channel=ecom&login\_challenge=0da7f3610c7f4d6fb95c8f89118cc07a

IDFC FIRST Bank

Mobile number:  
+91 XXXXXXXXXX [Change](#)

[Get Customer ID](#)

Or

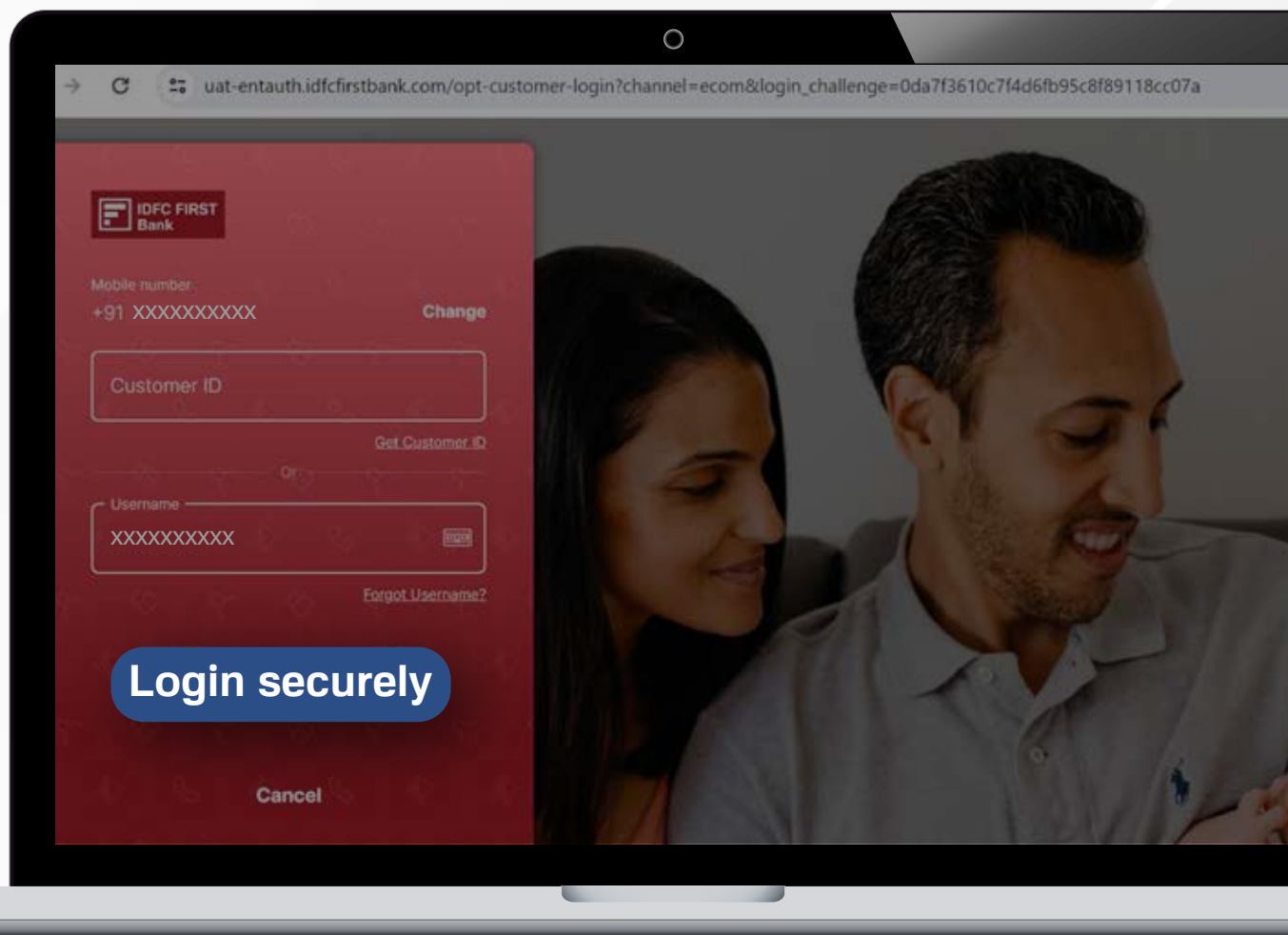
Username  
XXXXXXXXXX [Forgot Username?](#)

[Proceed](#)

[Cancel](#)

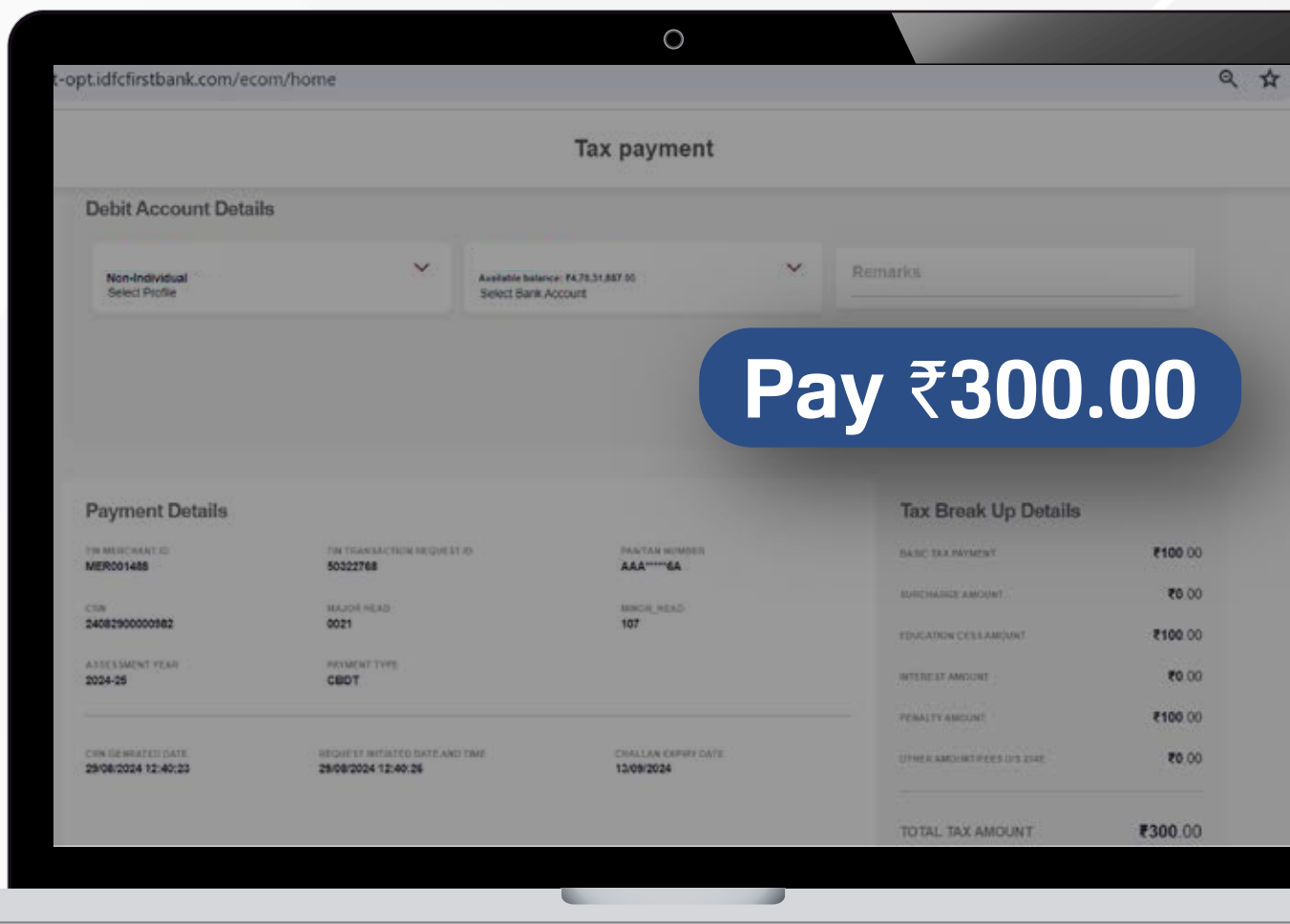
# 17 STEP

Enter 'Password' and click on 'Login securely' button



# 13 STEP

Now the below Tax Payment screen will appear, you can verify the Payment and Tax Break up, if its correct, click on 'Pay' button



z-opt.idfcfirstbank.com/ecom/home

### Tax payment

**Debit Account Details**

Non-Individual Select Profile	Available balance: ₹4,78,31,887.00 Select Bank Account	Remarks
----------------------------------	---	---------

**Pay ₹300.00**

**Payment Details**

TIN MERCHANT ID MER001488	TIN TRANSACTION REQUEST ID 50322768	PAYTAN NUMBER AAA****6A
CIN 24082900000982	MAJOR HEAD 0021	MINOR HEAD 107
ASSESSMENT YEAR 2024-25	PAYMENT TYPE CBOT	
CIN GENERATED DATE 29/08/2024 12:40:23	REQUEST INITIATED DATE AND TIME 29/08/2024 12:40:26	CHALLAN EXPIRY DATE 12/09/2024

**Tax Break Up Details**

BASIC TAX PAYMENT	₹100.00
SURCHARGE AMOUNT	₹0.00
EDUCATION CESS AMOUNT	₹100.00
INTEREST AMOUNT	₹0.00
PENALTY AMOUNT	₹100.00
OTHER AMOUNTS (IES IJS 204)	₹0.00
<b>TOTAL TAX AMOUNT</b>	<b>₹300.00</b>

# 13

STEP

Enter 'OTP', received on your registered Mobile Number

OTP has been sent to your number ending with \*7805. OTP will expire in 5 mins.

OTP

Resend OTP on SMS 0:07 Sec

Verify



**IDFC FIRST  
Bank**

**ALWAYS YOU FIRST**

# 20 STEP

Now 'Payment Successful' popup will appear on the screen,  
wait for 10 seconds



## Payment Successful

Payment of ₹300.00 has been successfully  
completed. Your transaction ID is  
**50322768.**

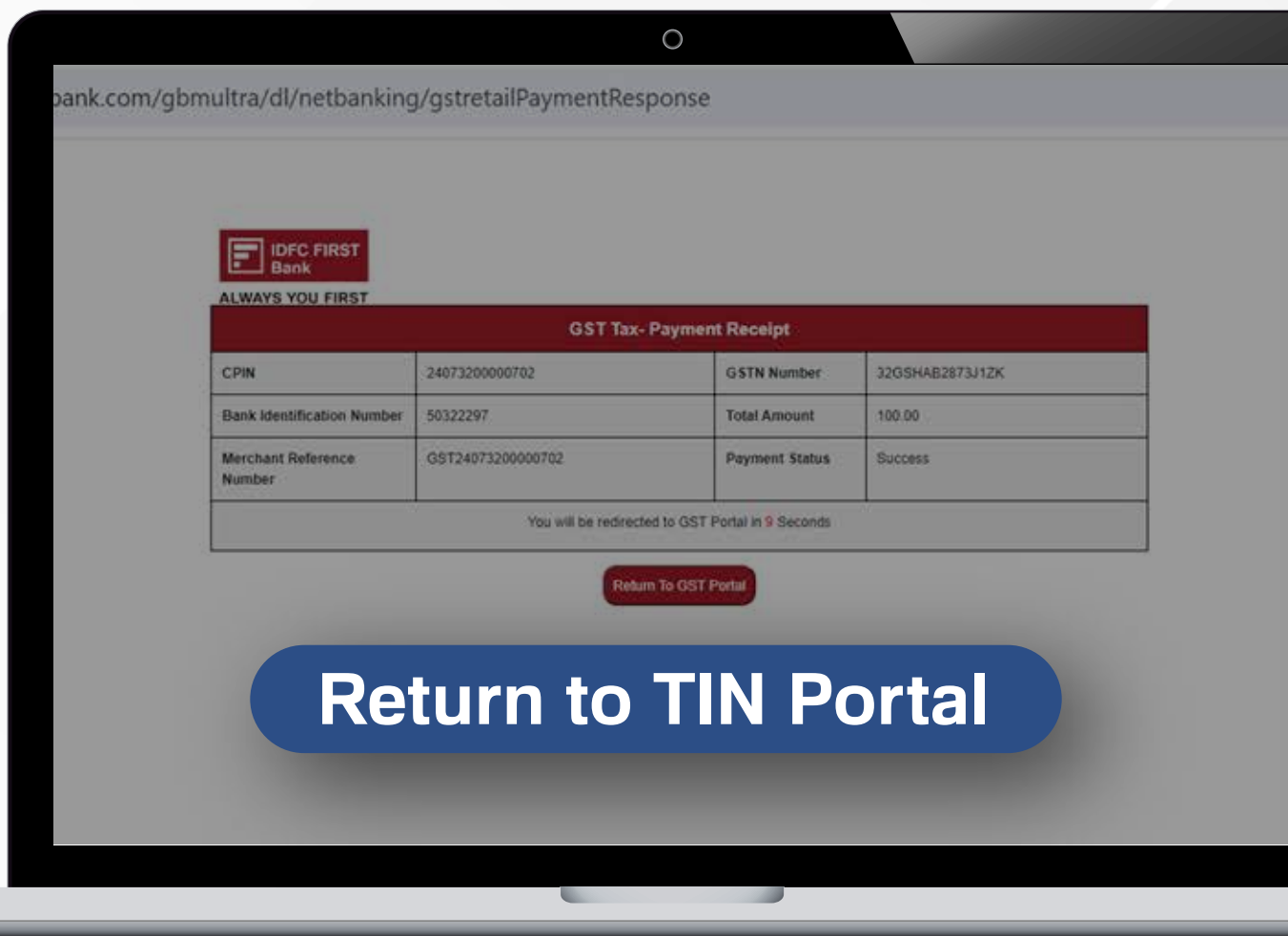
**Redirect to TIN website**

You will be redirected to TIN website in next 7 sec

# 21

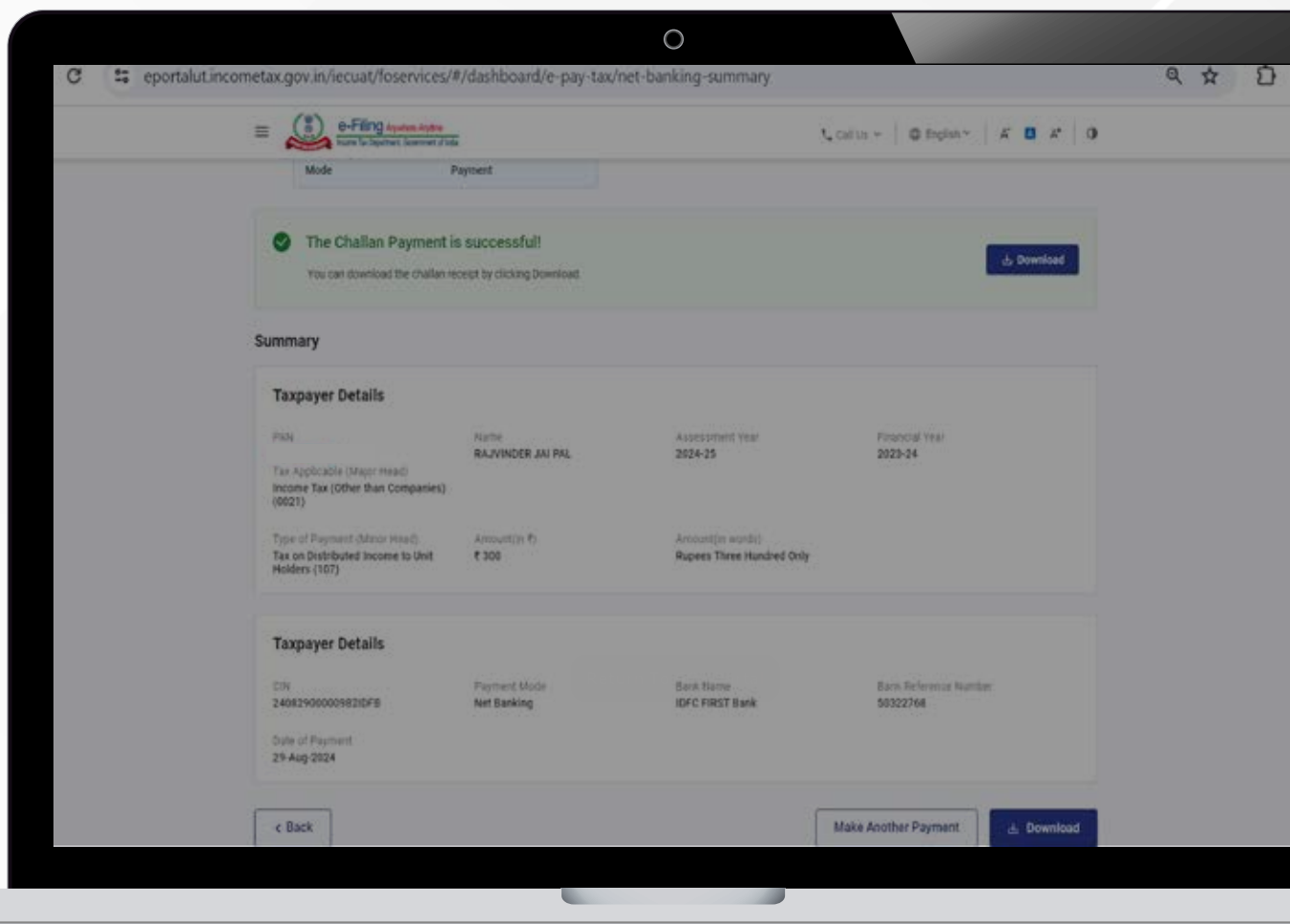
## STEP

After 10 seconds you will be redirected to the below screen.  
Wait for some time or click on 'Return to TIN Portal' button



# 22 STEP

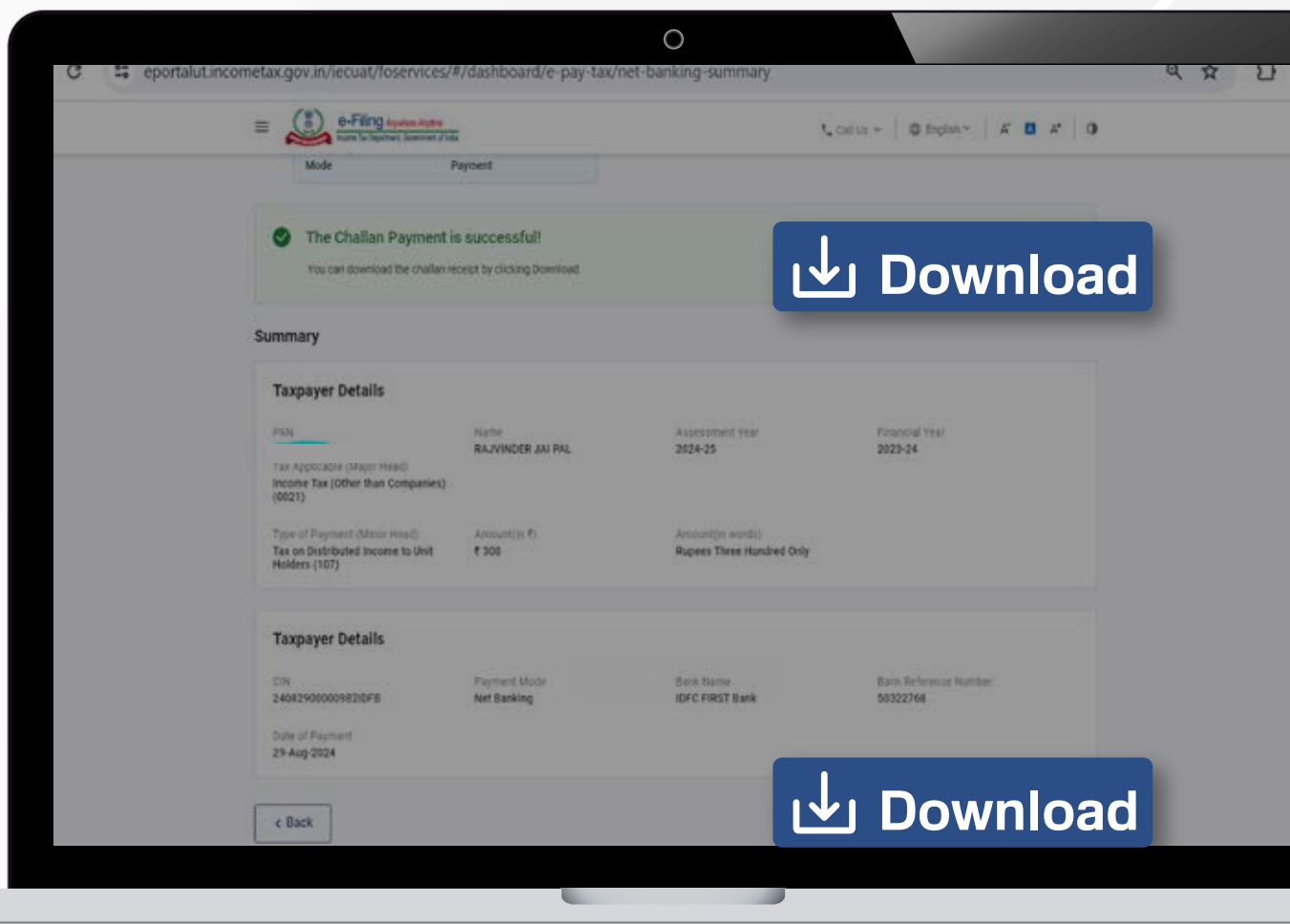
**You will be automatically redirected to the below page**





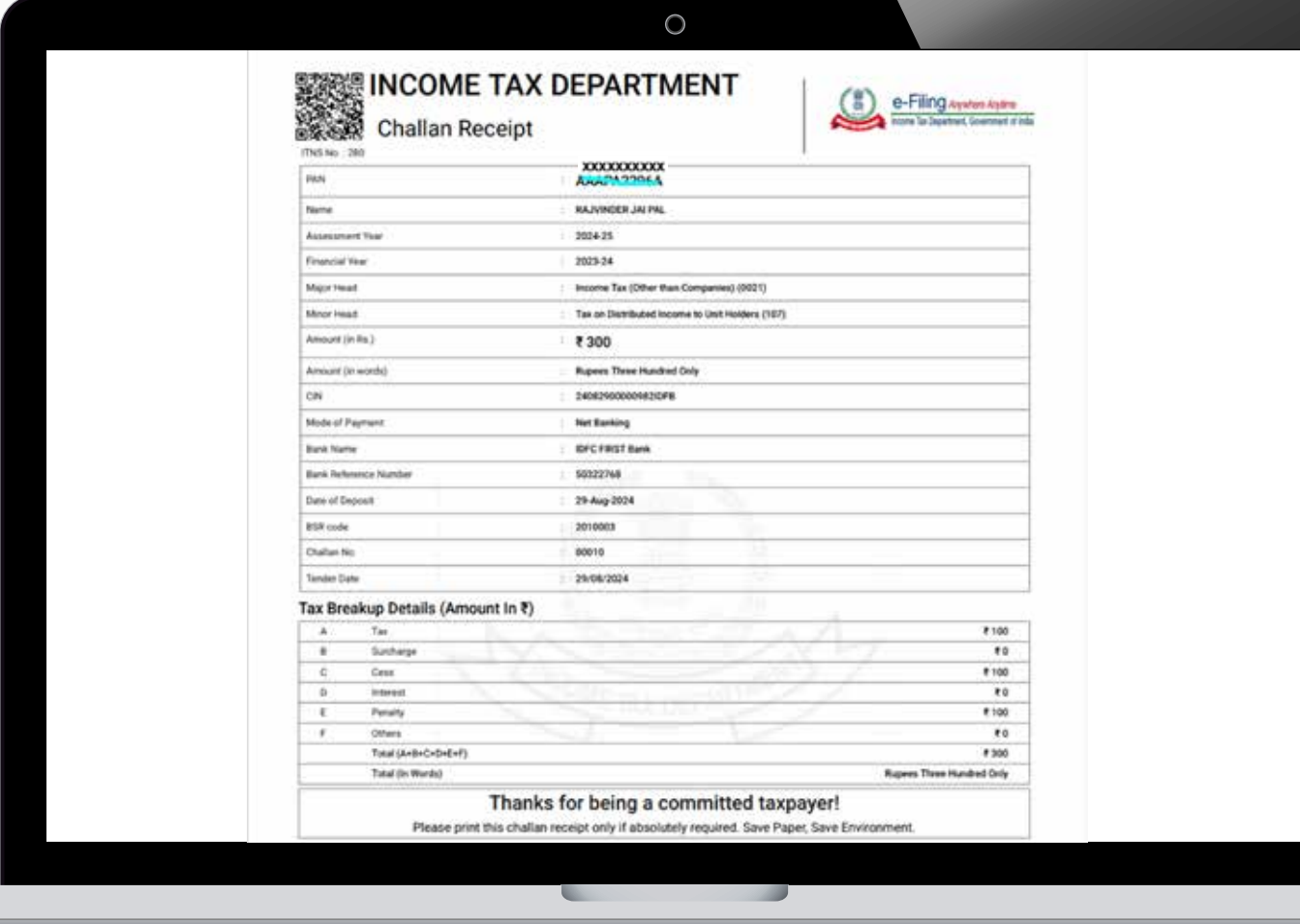
# 23 STEP


**Click on 'Download' button to download the Challan Slip**



# 24 STEP

The downloaded Challan Slip will appear like below



INCOME TAX DEPARTMENT		
Challan Receipt		
		
(TNS No : 280)		
PRN	XXXXXXXXXX AAAAA3386A	
Name	RAJINDER JAI PAL	
Assessment Year	2024-25	
Financial Year	2023-24	
Major Head	Income Tax (Other than Companies) (9021)	
Minor Head	Tax on Distributed Income to Unit Holders (187)	
Amount (in Rs.)	₹ 300	
Amount (in words)	Rupees Three Hundred Only	
CIN	2408290000048202F8	
Mode of Payment	Net Banking	
Bank Name	IDFC FIRST Bank	
Bank Reference Number	50222748	
Date of Deposit	29-Aug-2024	
BSR code	2010003	
Challan No.	80010	
Tender Date	29/08/2024	
<b>Tax Breakup Details (Amount in ₹)</b>		
A	Tax	₹ 100
B	Surcharge	₹ 0
C	Cess	₹ 100
D	Interest	₹ 0
E	Penalty	₹ 100
F	Others	₹ 0
Total (A+B+C+D+E+F)		₹ 300
Total (in Words)		Rupees Three Hundred Only
<b>Thanks for being a committed taxpayer!</b> Please print this challan receipt only if absolutely required. Save Paper, Save Environment.		



ALWAYS YOU FIRST

---

Speak to our **IDFC FIRST Bank Representative** to know more

✉ **[taxsupport@idfcfirstbank.com](mailto:taxsupport@idfcfirstbank.com)**

☎ **1800 10 888**