



Introducing
**a better
way to
pay your**

Income Tax

Enjoy simplified
tax payment at your
fingertips with
IDFC FIRST Bank

For Corporate users



**To make Income Tax Payment via
IDFC FIRST Bank, follow the below steps:**

01 STEP

Open the below TIN portal URL on your desktop
<https://eportal.incometax.gov.in/iec/foervices/#/login>

02 STEP

Enter User ID and click on 'Continue' button

Login

Enter your User ID *

* * * * *

Continue >

<https://eportal.incometax.gov.in/iec/foervices/#/login>



e-Filing *Anywhere Anytime*
Income Tax Department, Government of India

Call Us

Tax Professionals & Others

Downloads

Know about your User ID



PAN (Permanent Account Number)

Individuals (Salaried employee, Senior citizen, Freelancer, NRI)

Other Than Individuals (Company, Trust, Association, Firm, HUF, Local Authority)




Aadhaar Number

Individuals (Salaried employee, Senior citizen, Freelancer, NRI)

03

STEP

Click on 'checkbox' and enter Password then click on 'Continue' button



Login

PAN : *****


Secure Access Message

☒ I am an Indian

☒ Please confirm your secure access message displayed above [i](#)

Enter password for your e-Filing account

Password *

..... 

[Forgot Password?](#) [i](#)

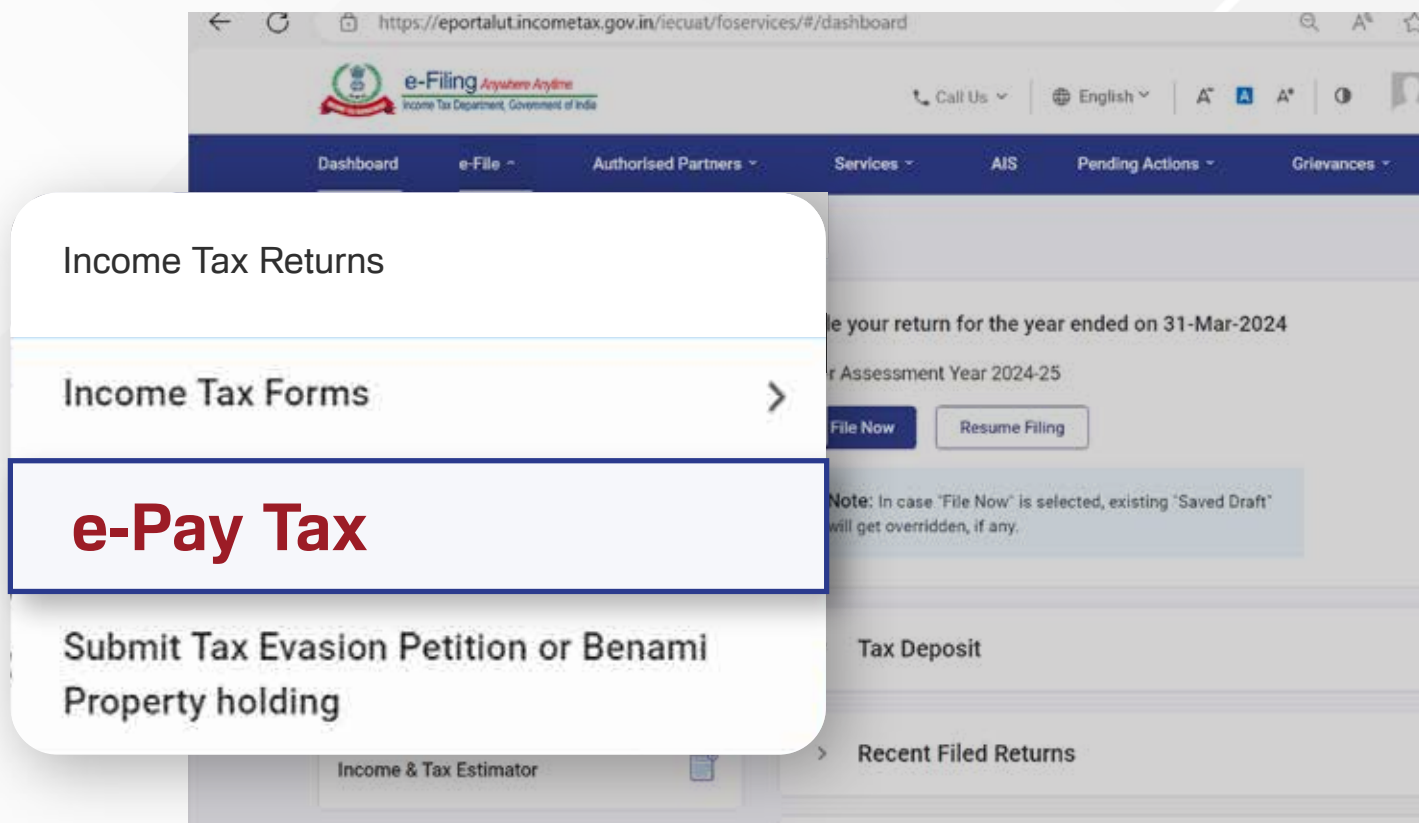
[Continue >](#)



04

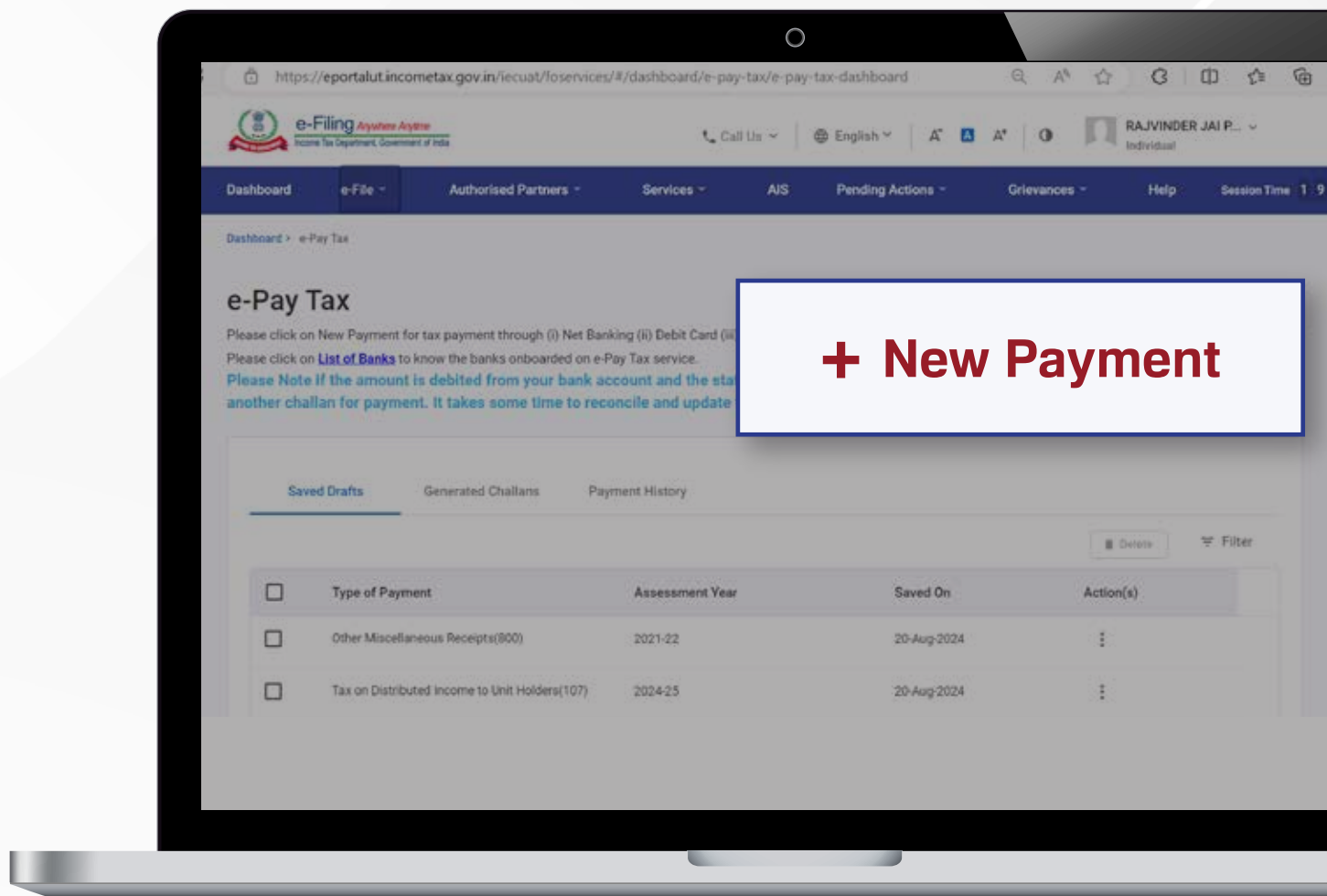
STEP

Navigate to 'e-File' tab and select 'e-Pay Tax'



05 STEP

Click on '+ New Payment'



06 STEP

Select the Tax payment category and click on
‘Proceed’ button

New Payment
PAN: AAAPA2296A

Find your tax g...

Income Tax Advance Tax (100), Self Assessment Tax (900), Tax on Distributed Income to Unit Holders (107)... Read More Proceed	Demand Payment as Regular Assessment Tax (400) Payment of demand raised against previous years processed returns Proceed	Equalisation Levy/ STT/ CTT Equalisation Levy (119), Commodities Transaction Tax (800), Securities Transactions Tax (51)... Read More Proceed
Fee/ Other Payments Fees, Wealth Tax, Fringe Benefit Tax, Banking Cash Transaction Tax, Interest Tax, Hotel Receipts... Read More Proceed	26 QB (TDS on Sale of Property) Payment of TDS on Sale of Property Proceed	Demand Payment for TDS on Pro... Payment of demand raised by TDS-CPC against TDS on Sale of Property Proceed
26 QC (TDS on Rent of Property) Payment of TDS on... Proceed	Demand Payment for TDS on Rent of Property Payment of demand raised by TDS-CPC against TDS on Rent of Property Proceed	26 QD (TDS on Payment to Resident Contractors and Professionals) Payment of demand raised by TDS-CPC on Payment to Resident Contractors and Professionals Proceed

Proceed

07 STEP

Select Assessment Year and Type of Payment
then click on 'Continue' button

New Payment

PAN:

Assessment Year *

2024-25

Financial Year is **2023-24** for
the selected Assessment
Year **2024-25**

PAN:

Assessment Year *

2024-25

Financial Year is **2023-24** for
the selected Assessment
Year **2024-25**

Type of Payment (Minor Head) *

Tax on Distributed Income to Unit Hold...

Tax Applicable (Major Head) is **Income Tax**
(Other than Companies)(0021)

< Back

Continue

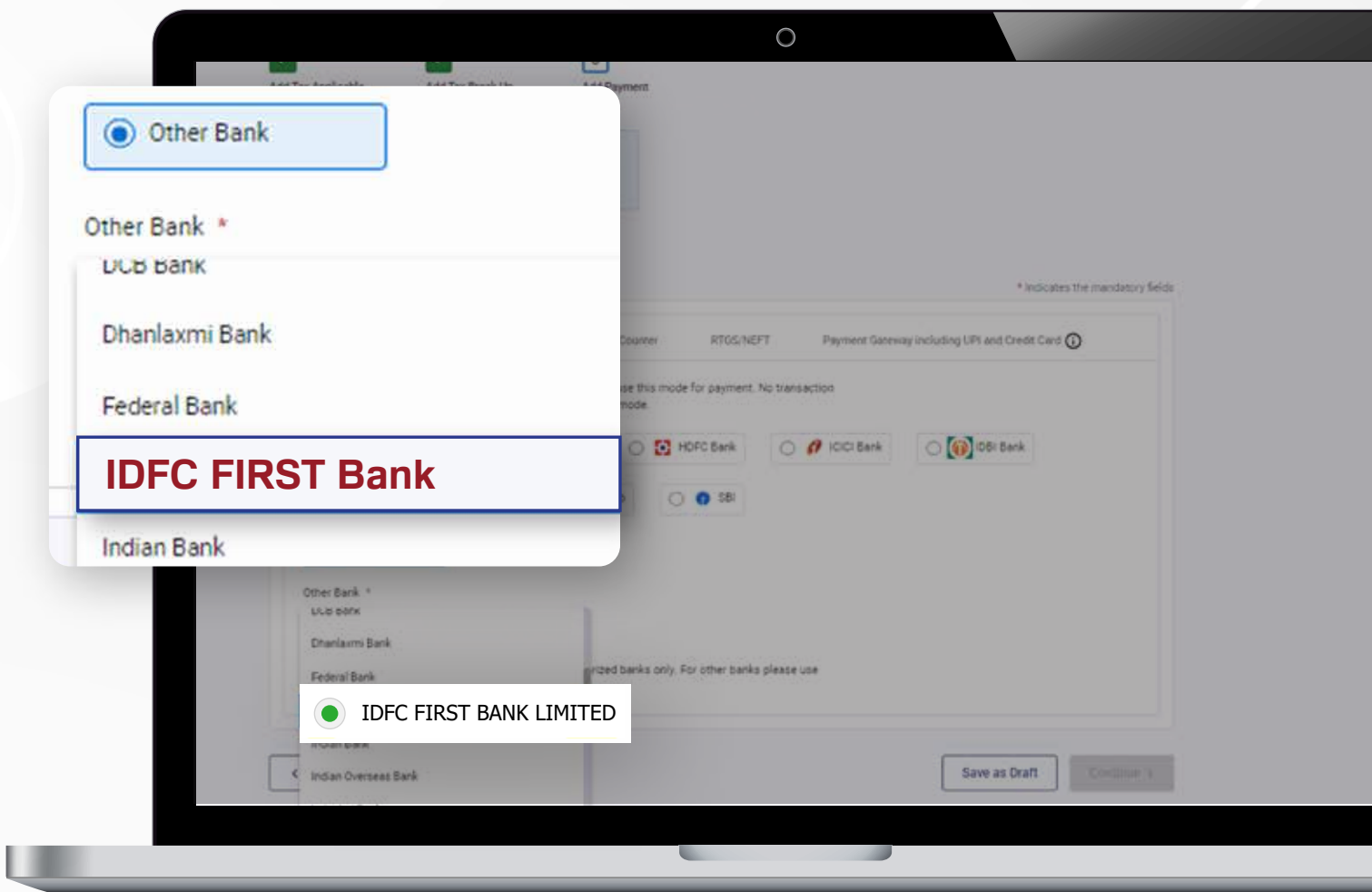
**Enter Payment Amount in break up details page
and click on 'Continue' button**

Continue

09

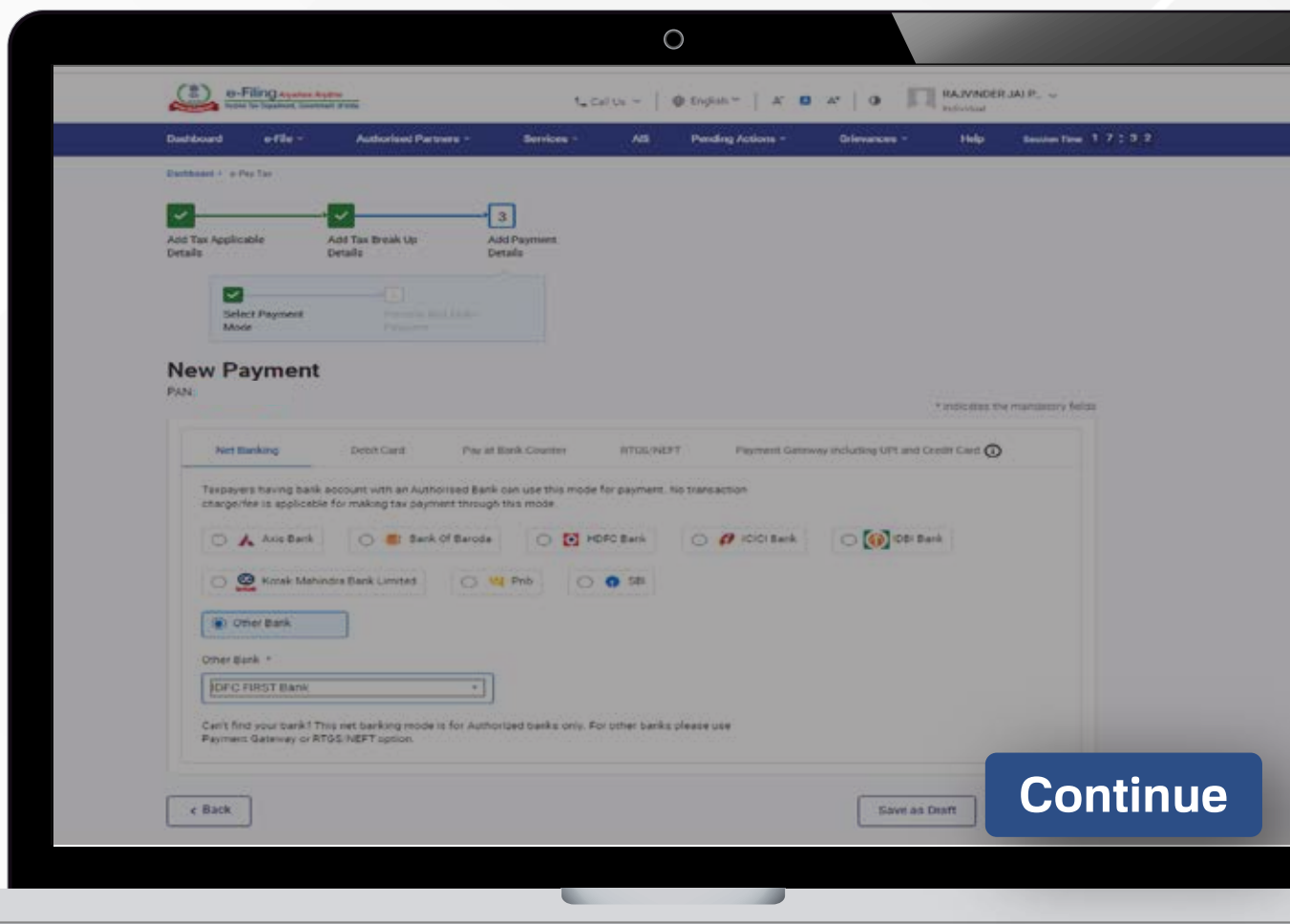
STEP

Click on 'Other Bank' from 'Net Banking' Tab and select "IDFC FIRST Bank" from the drop down list



10 STEP

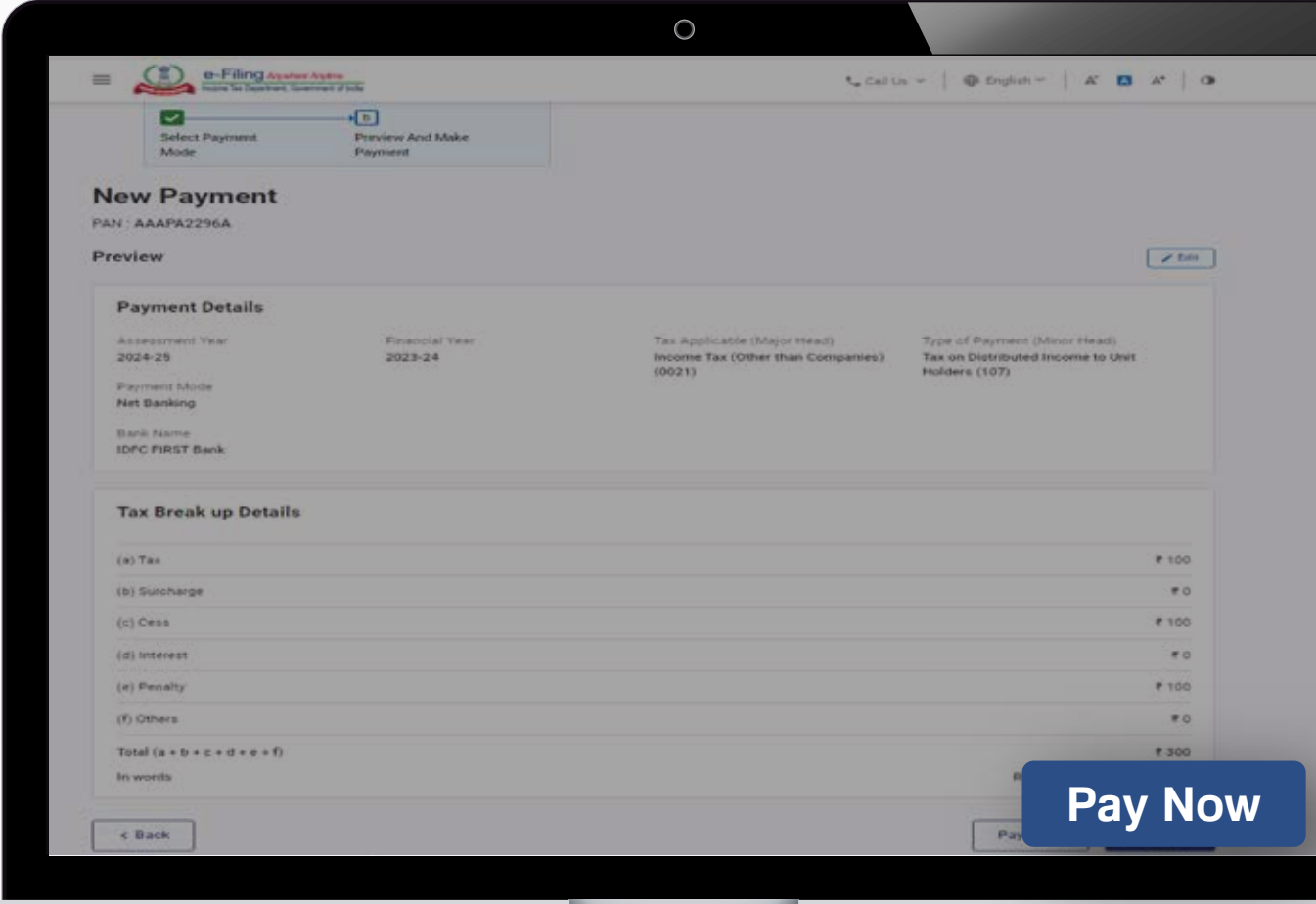
Click on 'Continue' button



The screenshot displays the e-Filing portal interface. At the top, there's a navigation bar with links like Dashboard, e-File, Authorized Partners, Services, AIS, Pending Actions, Grievances, and Help. The user is logged in as RAJIVINDER JAI P. The main content area shows a progress bar with three steps: 'Add Tax Applicable Details' (completed), 'Add Tax Break Up Details' (completed), and 'Add Payment Details' (current step, marked with a '3'). Below the progress bar, there's a 'Select Payment Mode' section with 'Net Banking' selected. The 'New Payment' section follows, showing the PAN and a list of payment methods: Net Banking, Debit Card, Pay at Bank Counter, RTGS/NEFT, and Payment Gateway including UPI and Credit Card. Under 'Net Banking', there's a list of banks with radio buttons: Axis Bank, Bank of Baroda, HDFC Bank, ICICI Bank, IDBI Bank, Kotak Mahindra Bank Limited, PNB, and SBI. The 'Other Bank' option is selected, and 'IDFC FIRST Bank' is entered in the dropdown menu. At the bottom, there are 'Back' and 'Save as Draft' buttons. A large blue 'Continue' button is overlaid on the bottom right of the screen.

11 STEP

Payment details and Tax break up details will appear on the screen. Verify the details and click on 'Pay Now' button



e-Filing Assesses Assessee
Income Tax Department, Government of India

Select Payment Mode Preview And Make Payment

New Payment

PAN : AAAPA2296A

Preview [Edit](#)

Payment Details	
Assessment Year 2024-25	Financial Year 2023-24
Payment Mode Net Banking	Tax Applicable (Major Head) Income Tax (Other than Companies) (0021)
Bank Name IDFC FIRST Bank	Type of Payment (Minor Head) Tax on Distributed Income to Unit Holders (107)

Tax Break up Details	
(a) Tax	₹ 100
(b) Surcharge	₹ 0
(c) Cess	₹ 100
(d) Interest	₹ 0
(e) Penalty	₹ 100
(f) Others	₹ 0
Total (a + b + c + d + e + f)	₹ 300
In words	

[← Back](#) [Pay Now](#)



**IDFC FIRST
Bank**

ALWAYS YOU FIRST

12 STEP

**Click on 'Terms and condition' checkbox and click on
'Submit To Bank' button**

The screenshot shows the e-Filing portal interface. The URL in the address bar is `portalut.incometax.gov.in/iecuat/foservices/#/dashboard/e-pay-tax/pay-at-bank-preview`. The page title is "e-Filing Anywhere Anytime" and it is part of the "Income Tax Department, Government of India". The "Preview" section shows "Payment Details" for Assessment Year 2024-25, Payment Mode Net Banking, and Bank Name IDFC FIRST Bank. The "Tax Break up Details" section shows (a) Tax, (b) Surcharge, and (c) Cess. A "Terms and Conditions" modal is displayed, containing the following text:

status of such CRN will not be updated to "PAID".

12. If account of the taxpayer/user is deducted but the status of CRN is not updated to "PAID", the taxpayer/user may re-check the status of the CRN after 30 minutes as the same may get updated after response received from bank to e-Filing Portal. In case, no such response is received during the said time, the taxpayer/user is advised to wait for one day as the e-Filing Portal will reconcile the CRN with the bank and update the CRN status accordingly. If status of CRN is still not updated, taxpayer/user is advised to contact the bank.

13. Once a payment is successfully made, e-Filing will not entertain any request for refund/reversal of the paid amount. The taxpayer/user is advised to make claim of such amount as tax credit during the filing of Income tax return of the relevant Assessment Year.

14. Any fraudulent transaction or misuse shall be dealt as per applicable laws.

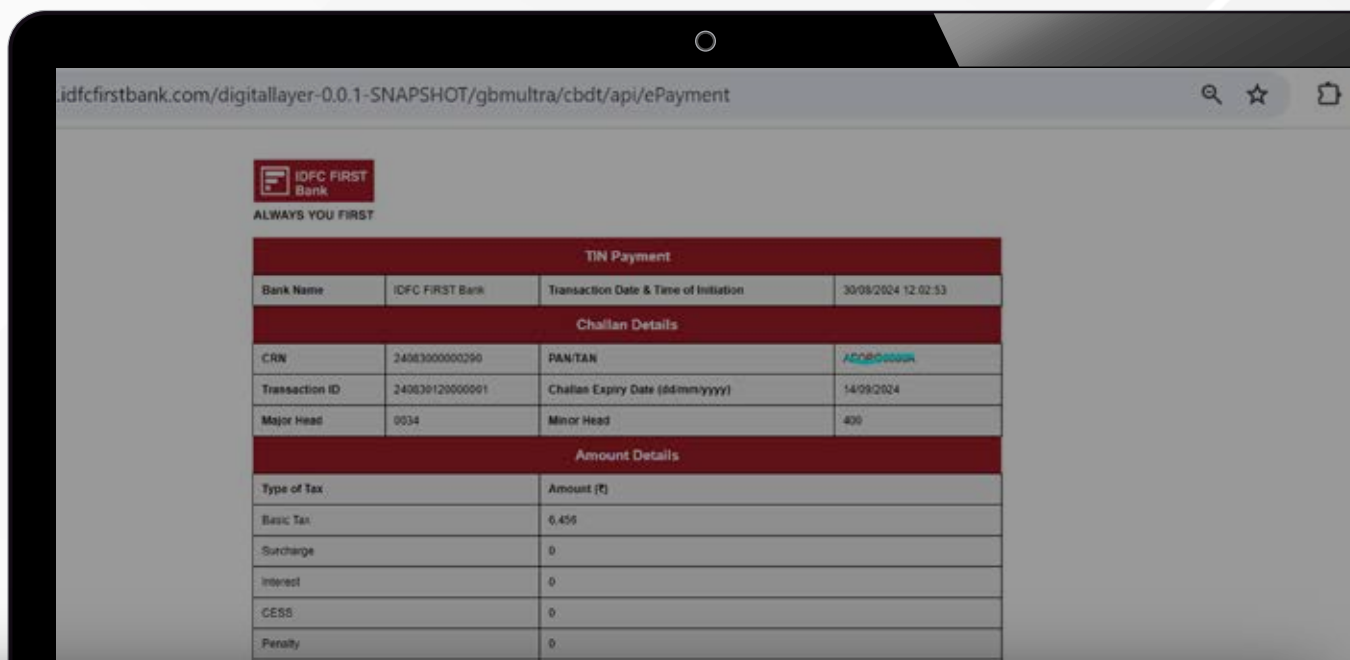
☒ I agree to the terms and conditions.

Submit To Bank

13

STEP

The below screen will appear, read & accept the 'Terms and Conditions' by clicking on the checkbox



idfcfirstbank.com/digitallayer-0.0.1-SNAPSHOT/gbmultra/cbdt/api/ePayment

IDFC FIRST Bank
ALWAYS YOU FIRST

TIN Payment			
Bank Name	IDFC FIRST Bank	Transaction Date & Time of Initiation	30/08/2024 12:02:53
Challan Details			
CRN	24083000000290	PAN/TAN	JDCE0000000000000000
Transaction ID	2408301200000001	Challan Expiry Date (dd/mm/yyyy)	14/09/2024
Major Head	0034	Minor Head	400
Amount Details			
Type of Tax	Amount (₹)		
Basic Tax	6,456		
Surcharge	0		
Interest	0		
CESS	0		
Penalty	0		

Terms and Conditions

I have read & agree with the Terms&Conditions of IDFC FIRST Bank

I ("User") accept the Terms and Conditions ("Terms and Conditions") contained herein that shall apply to any person using the services provided by IDFC FIRST Bank ("Bank" of "IDFC FIRST Bank") for making tax/statutory payments through an online gateway service ("Payment Gateway Services"). Each User is therefore deemed to have read and accepted these Terms and General Terms and Conditions for Online Payments IDFC FIRST Bank, obligations, undertakings shall be subject to the law of India, as well as any directives/ procedures of Government of India. Each User hereby consents, accepts and agrees that t



IDFC FIRST
Bank

ALWAYS YOU FIRST

14 STEP

Click on 'Pay Via Corporate Net Banking' button

idfcfirstbank.com/digitallayer-0.0.1-SNAPSHOT/gbmultra/cbdt/api/ePayment



ALWAYS YOU FIRST

TIN Payment

Bank Name	IDFC FIRST Bank	Transaction Date & Time of Initiation	30/08/2024 12:02:53
-----------	-----------------	---------------------------------------	---------------------

Challan Details



ALWAYS YOU FIRST

TIN Payment

Bank Name	IDFC FIRST Bank	Transaction Date & Time of Initiation	30/08/2024 12:02:53
-----------	-----------------	---------------------------------------	---------------------

Challan Details

CRN	24083000000290	PAN/TAN	AFGF0000R
Transaction ID	240830120000001	Challan Expiry Date (dd/mm/yyyy)	14/09/2024
Major Head	0034	Minor Head	400

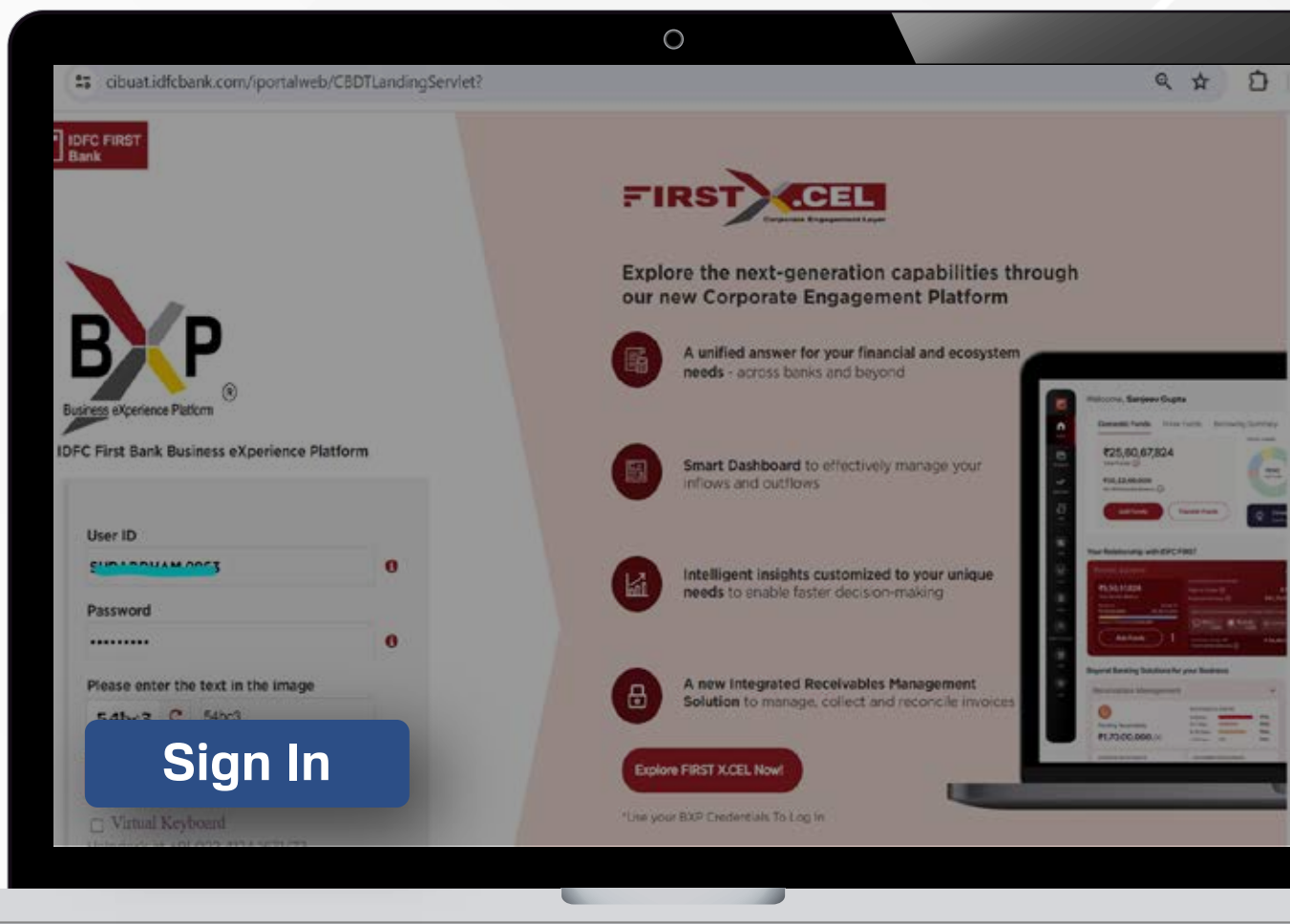
Amount Details

Type of Tax	Amount (₹)
Basic Tax	6,456
Surcharge	0
Interest	0
CESS	0
Penalty	0
Others	0

Pay Via Corporate Net Banking

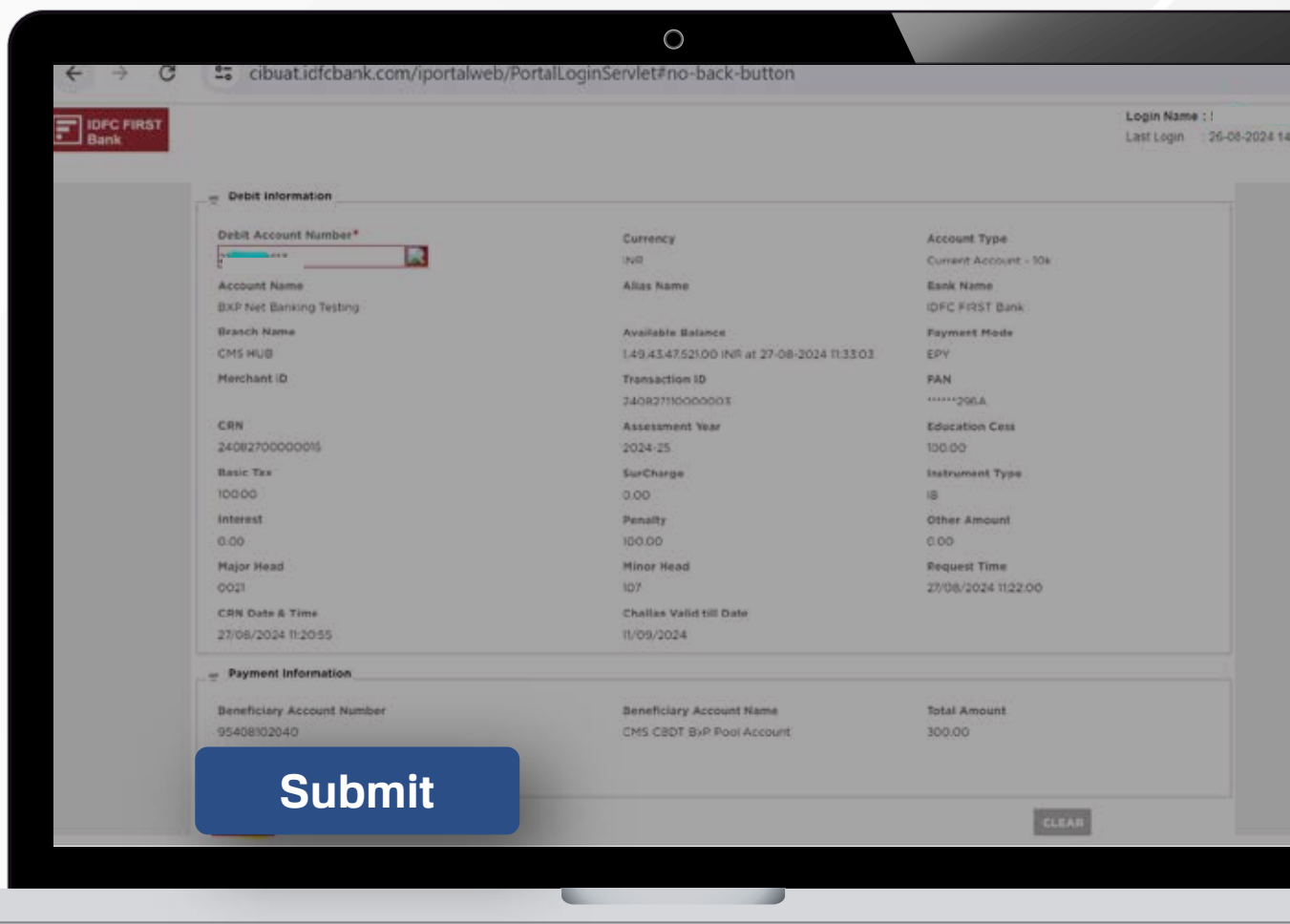
15 STEP

Enter 'Corporate Maker User ID', 'Password' and enter the Captcha code, then click on 'Sign In' button



17 STEP

Click on 'Submit' button



The screenshot shows the IDFC FIRST Bank portal interface. At the top, there's a navigation bar with the bank's logo and name. Below it, the URL is visible. The main content area is divided into two sections: 'Debit Information' and 'Payment Information'. The 'Debit Information' section contains a form with fields for Debit Account Number, Account Name, Branch Name, Merchant ID, CRN, Basic Tax, Interest, Major Head, CRN Date & Time, Currency, Alias Name, Available Balance, Transaction ID, Assessment Year, SurCharge, Penalty, Minor Head, and Challan Valid till Date. The 'Payment Information' section contains fields for Beneficiary Account Number, Beneficiary Account Name, and Total Amount. A large blue 'Submit' button is prominently displayed at the bottom of the form, and a 'CLEAR' button is located at the bottom right.

Debit Information		
Debit Account Number*	Currency	Account Type
Account Name	INR	Current Account - 10k
BXP Net Banking Testing	Alias Name	Bank Name
Branch Name	Available Balance	IDFC FIRST Bank
CMS HUB	149,43,47,521.00 INR at 27-08-2024 11:33:03	Payment Mode
Merchant ID	Transaction ID	EPV
CRN	240827110000003	PAN
240827000000015	Assessment Year	*****256A
Basic Tax	2024-25	Education Cess
100.00	SurCharge	100.00
Interest	0.00	Instrument Type
0.00	Penalty	IB
Major Head	100.00	Other Amount
0021	Minor Head	0.00
CRN Date & Time	107	Request Time
27/08/2024 11:20:55	Challan Valid till Date	27/08/2024 11:22:00
	11/09/2024	

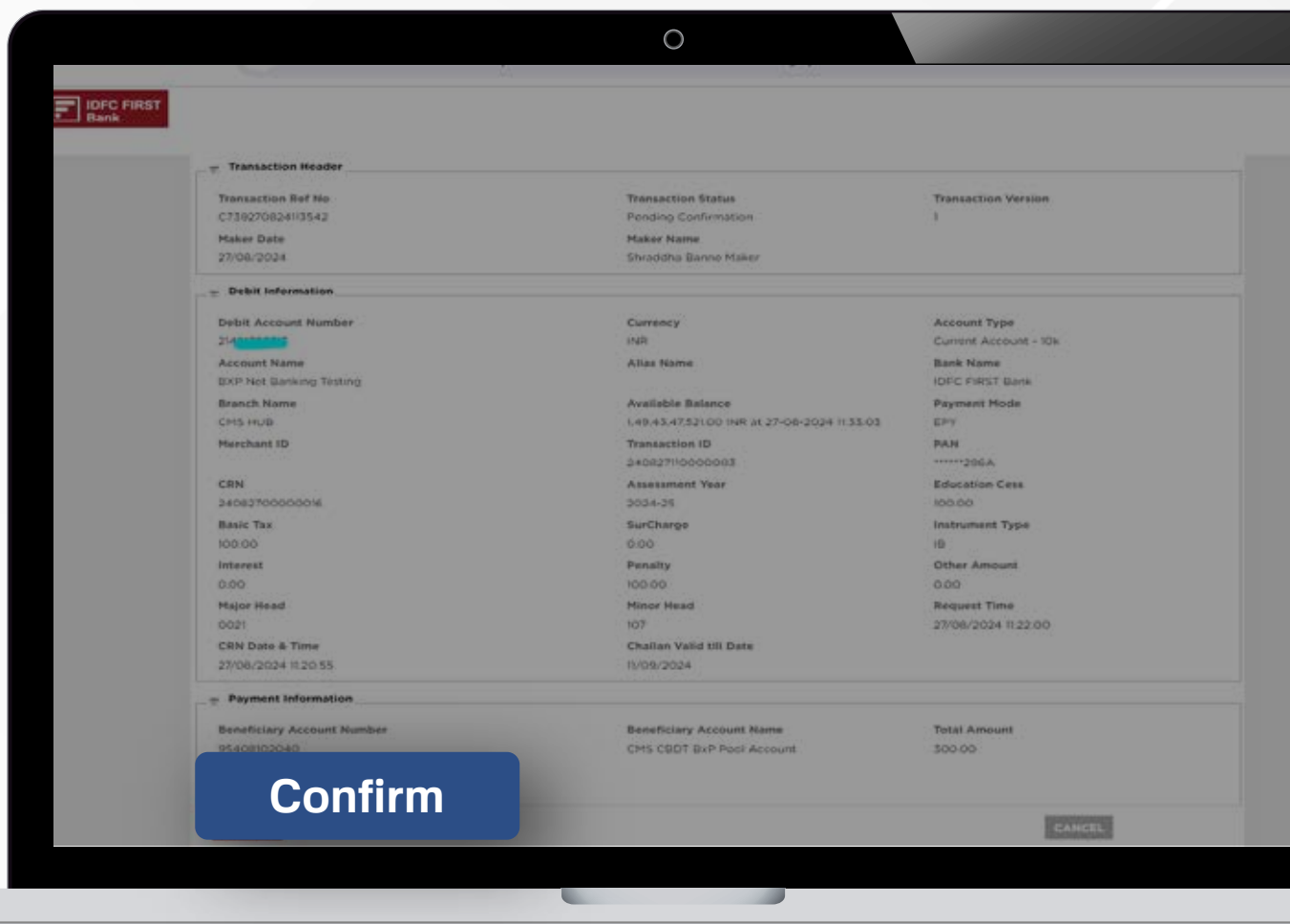
Payment Information		
Beneficiary Account Number	Beneficiary Account Name	Total Amount
95408302040	CMS CSDT BxP Pool Account	300.00

Submit CLEAR

13

STEP

Then click on 'Confirm' button



The screenshot shows a transaction confirmation screen on a laptop. The screen displays transaction details in a table format, including Transaction Header, Debit Information, and Payment Information. A large blue 'Confirm' button is visible at the bottom left, and a smaller 'CANCEL' button is at the bottom right.

Transaction Header		
Transaction Ref No. C730270824113542	Transaction Status Pending Confirmation	Transaction Version 1
Maker Date 27/08/2024	Maker Name Shradha Banno Maker	

Debit Information		
Debit Account Number 21400000000000000000	Currency INR	Account Type Current Account - 10k
Account Name BXP Net Banking Testing	Alias Name	Bank Name IDFC FIRST Bank
Branch Name CMS HUB	Available Balance 1,49,43,47,521.00 INR at 27-08-2024 11:33:03	Payment Mode EPF
Merchant ID	Transaction ID 2408271100000003	PAH *****206A
CRN 24082700000000000000	Assessment Year 2024-25	Education Cess 100.00
Basic Tax 100.00	SurCharge 0.00	Instrument Type IB
Interest 0.00	Penalty 100.00	Other Amount 0.00
Major Head 0021	Minor Head 107	Request Time 27/08/2024 11:22:00
CRN Date & Time 27/08/2024 11:20:55	Challan Valid till Date 11/09/2024	

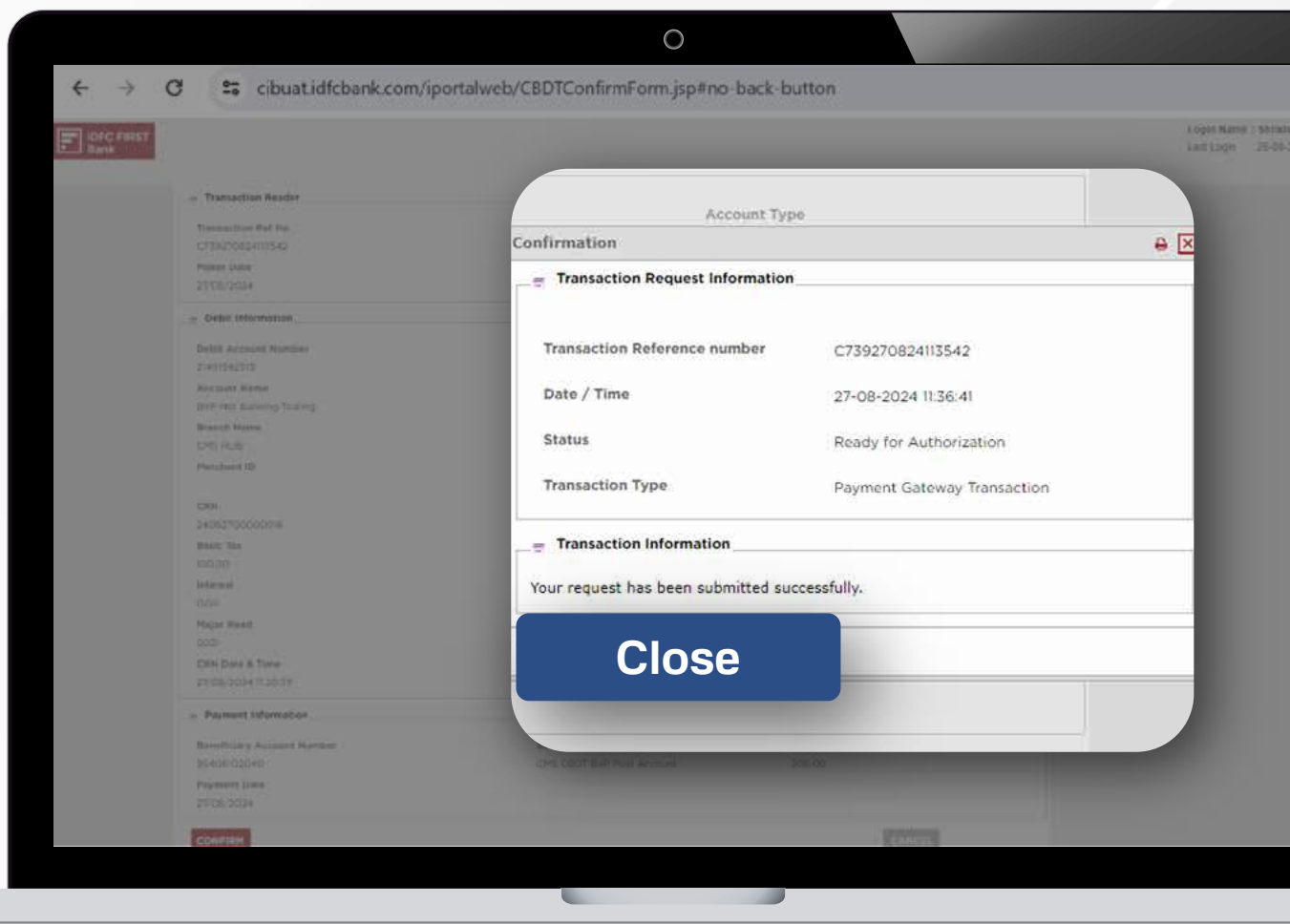
Payment Information		
Beneficiary Account Number 95408102045	Beneficiary Account Name CMS CBOT BxP Pool Account	Total Amount 300.00

Confirm CANCEL

13

STEP

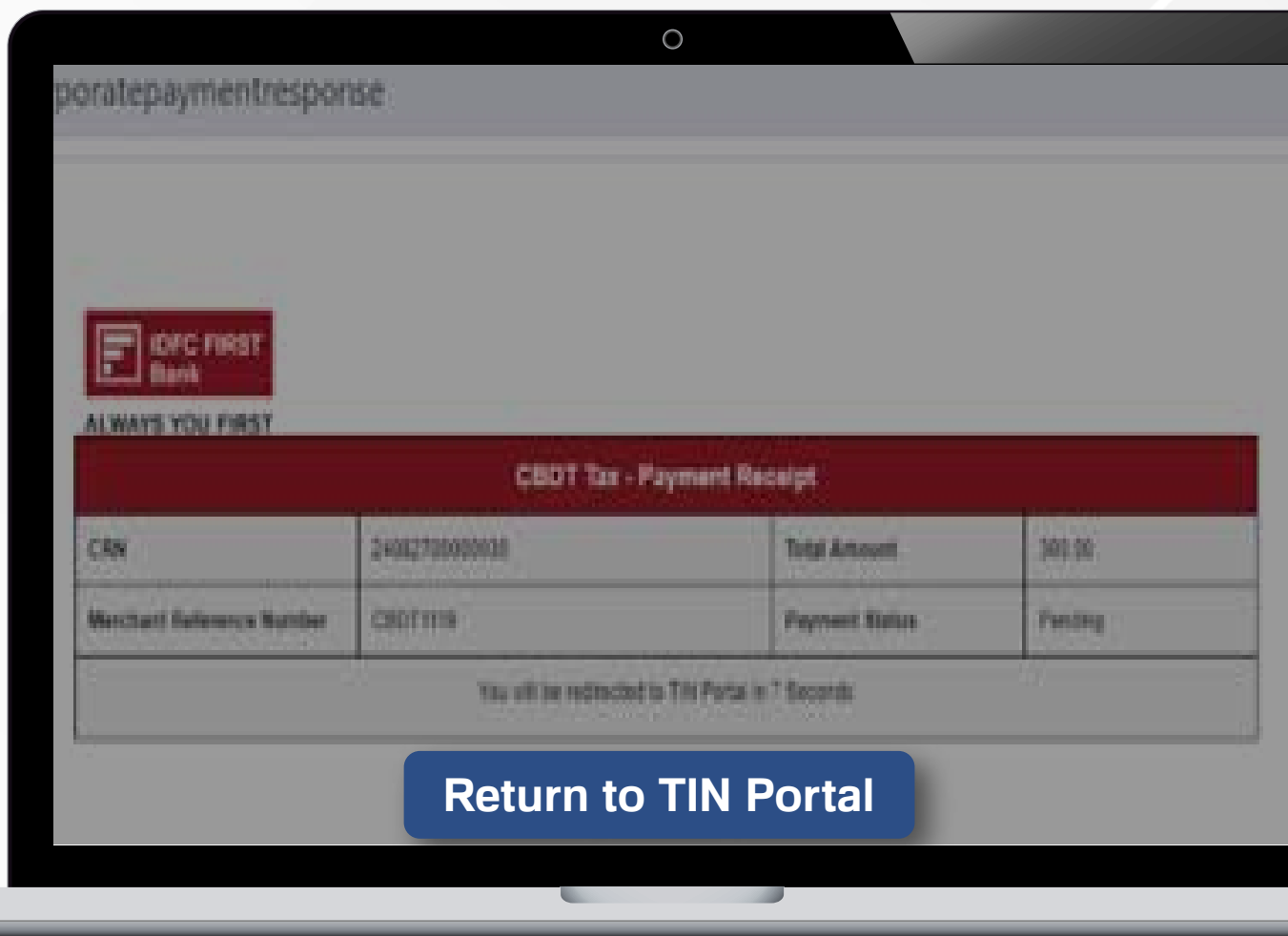
'Confirmation' Popup will appear on the screen, then click on 'Close' button



20

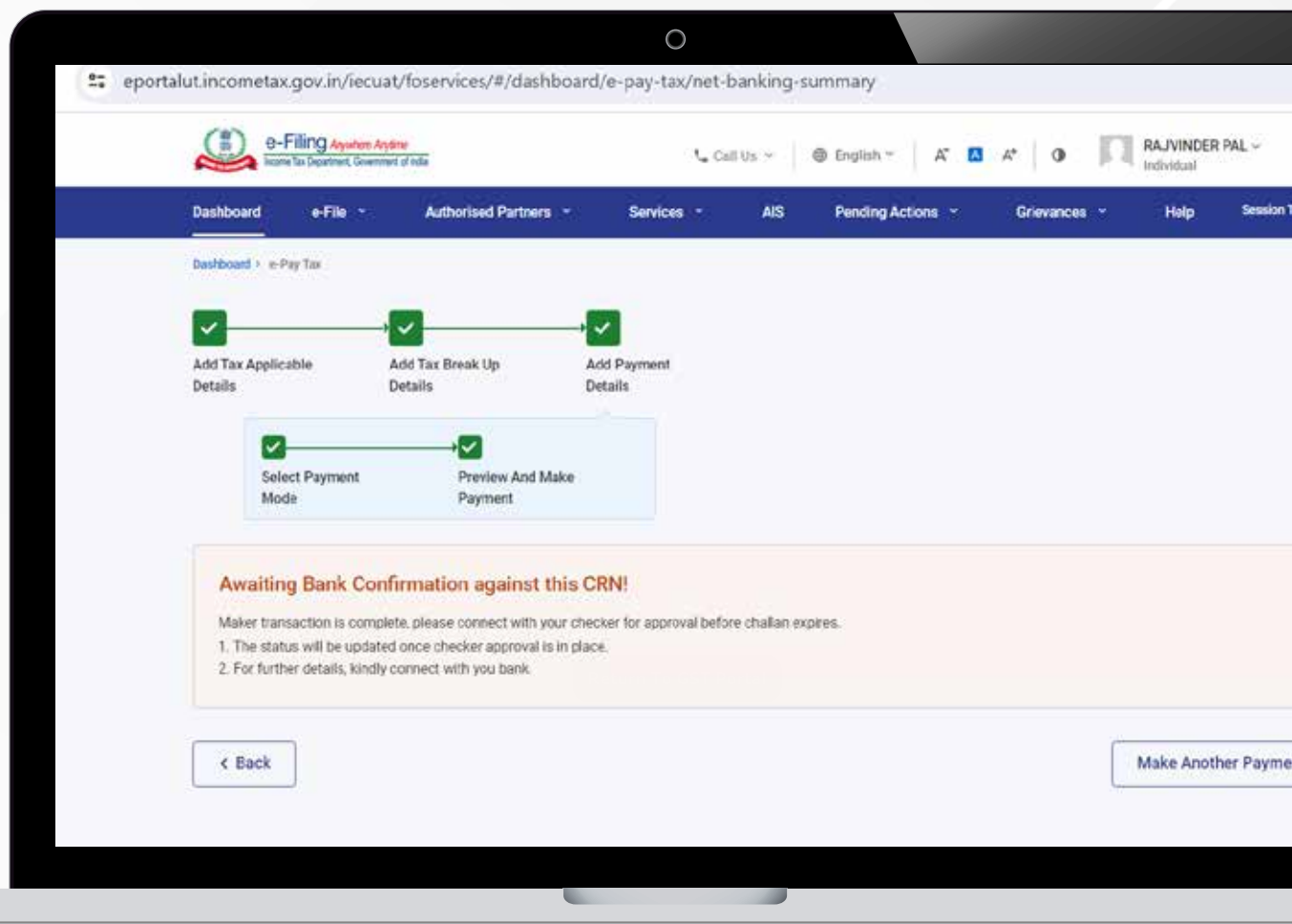
STEP

After 10 seconds you will be redirected to the below screen.
Wait for some time or click on 'Return to TIN Portal' button



21 STEP

You will be automatically redirected to the below page



22 STEP

Payment Status will be “Awaiting Confirmation From Bank”

incometax.gov.in/iecuat/foservices/#/dashboard/e-pay-tax/e-pay-tax-dashboard



e-Filing *Anywhere Anytime*
Income Tax Department, Government of India

Call Us ▾

English ▾

Saved Drafts

Generated Challans

Payment History

CRN

Type of Payment

Assessment

Amount(₹)

Mode

Status

24082700000030

Tax on Distributed Income to Unit
Holders(107)

**Awaiting Confirmation
From Bank**

ation

from bank

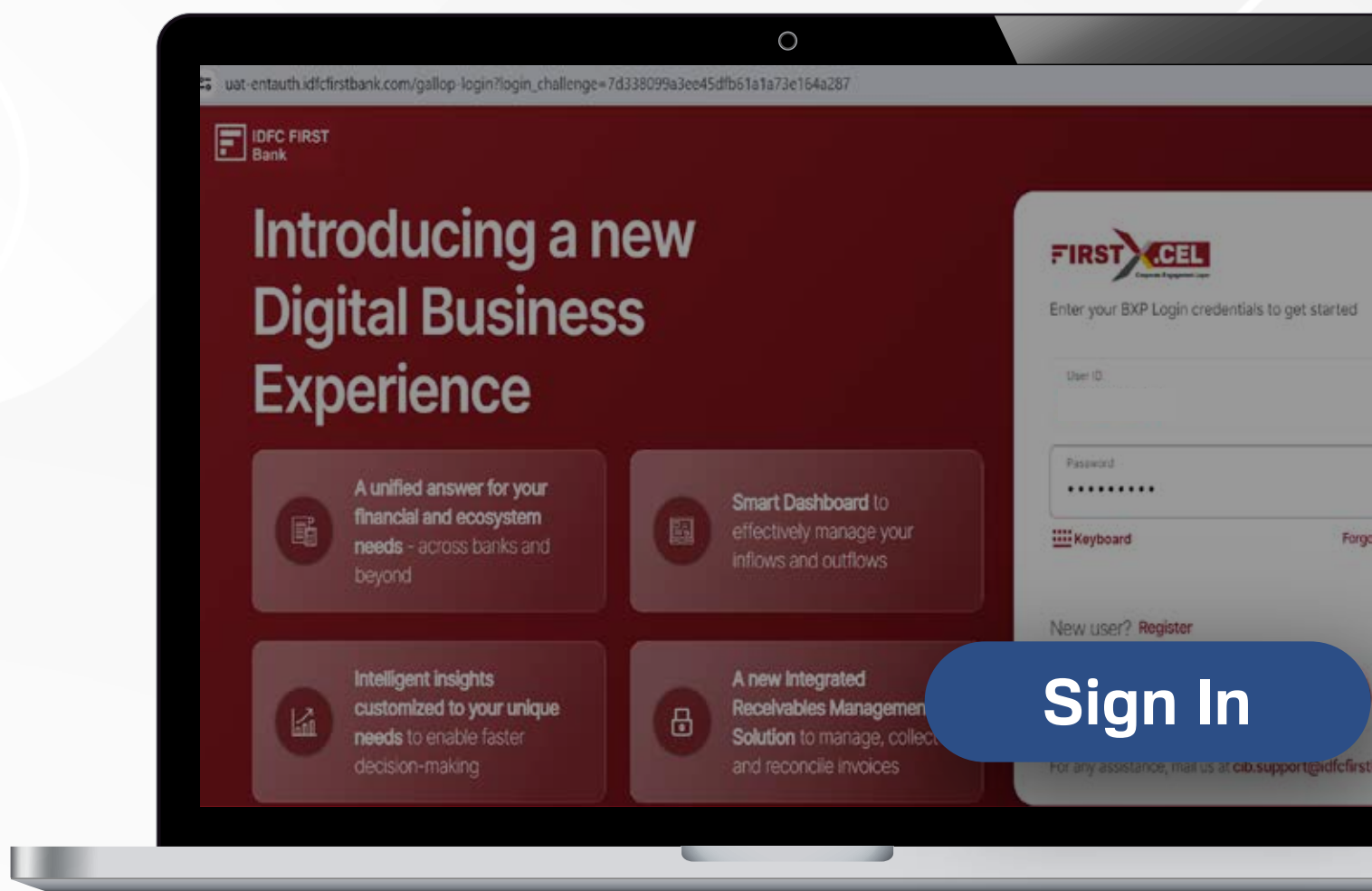


**IDFC FIRST
Bank**

ALWAYS YOU FIRST

23 STEP

**Login as 'Corporate Checker User'
with link- <https://firstx.cel.idfcfirstbank.com/>
Enter 'User ID', 'Password' and click on 'Sign In' button**





**IDFC FIRST
Bank**

ALWAYS YOU FIRST

24 STEP

Enter 'OTP', received on your registered Mobile Number

Please enter the One Time Password

OTP has been sent to +917805 and s.....r@idfcbank.com

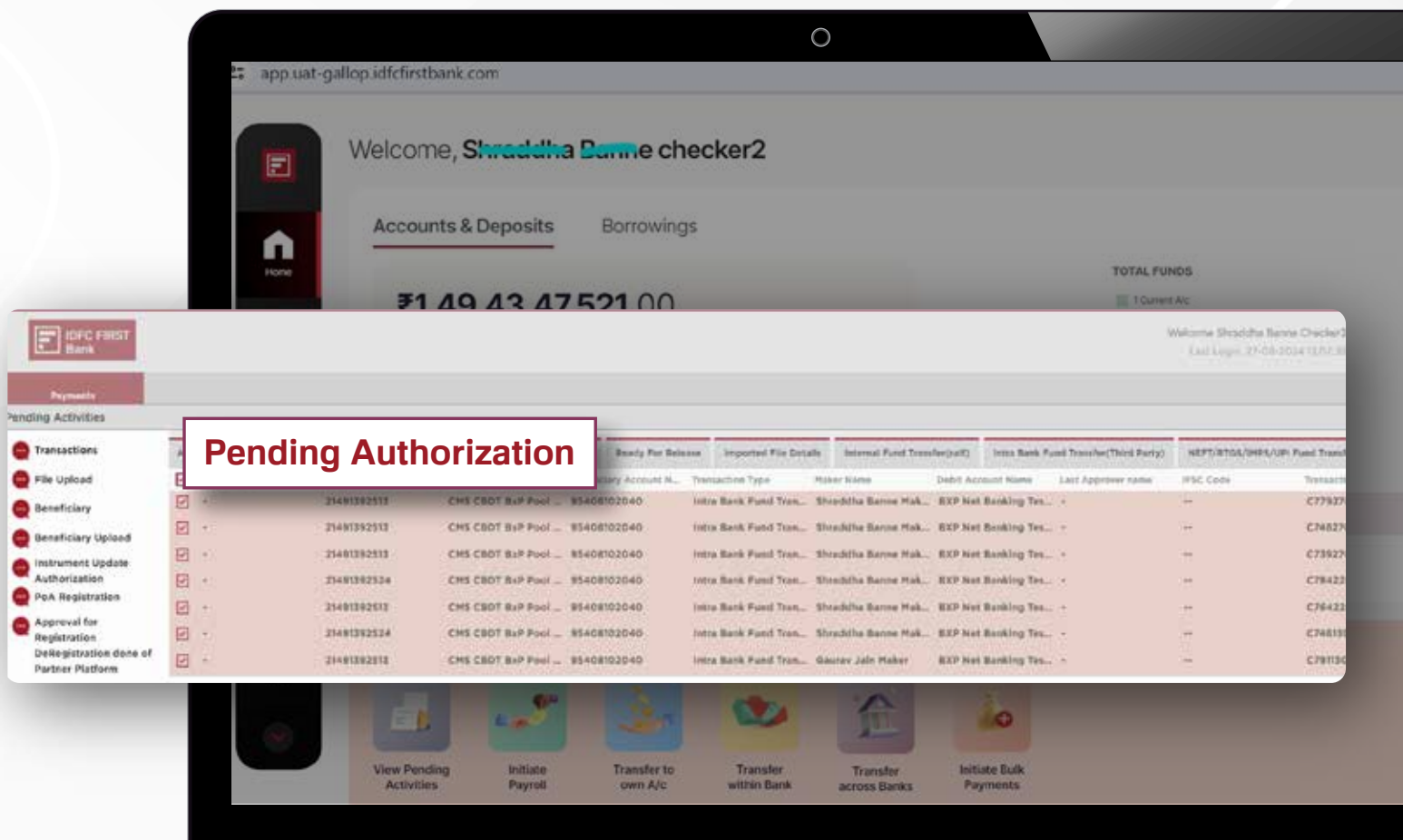
OTP will expire in 5 minutes

Didn't receive OTP? Resend OTP in: 0:14

Confirm & Proceed

25 STEP

Navigate to CMS=>Payment=>Pending Activities=>Pending Authorization

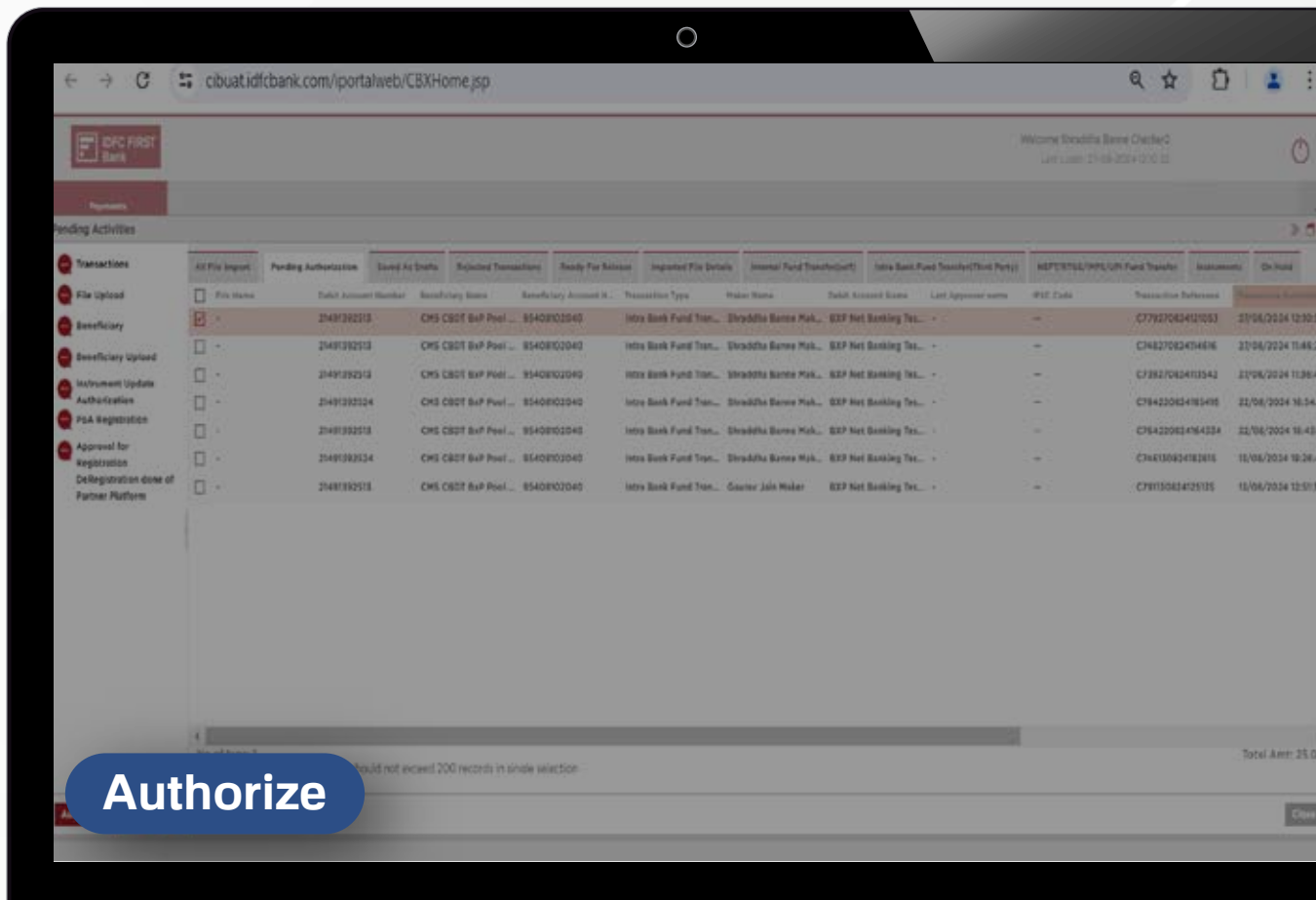


The screenshot displays the IDFC FIRST Bank CMS interface. At the top, a welcome message reads "Welcome, Shradha Banne checker2". Below this, there are tabs for "Accounts & Deposits" and "Borrowings". The "Accounts & Deposits" tab is active, showing a balance of ₹1,49,43,47,521.00. A sidebar on the left lists various transactions, with "Pending Activities" highlighted. A red box labeled "Pending Authorization" is overlaid on the screen, pointing to a table of pending transactions. The table has columns for Transaction ID, Transaction Type, Maker Name, Debit Account Name, Last Approver name, IFSC Code, and Transaction Amount. The table lists several transactions, all of which are pending authorization.

Transaction ID	Transaction Type	Maker Name	Debit Account Name	Last Approver name	IFSC Code	Transaction Amount
21481392511	CMS CBOT BxP Pool	95408102040	Intra Bank Fund Tran...	Shradha Banne Mak...	EXP Net Banking Tes...	C77937
21481392513	CMS CBOT BxP Pool	95408102040	Intra Bank Fund Tran...	Shradha Banne Mak...	EXP Net Banking Tes...	C76837
21481392513	CMS CBOT BxP Pool	95408102040	Intra Bank Fund Tran...	Shradha Banne Mak...	EXP Net Banking Tes...	C73927
21481392534	CMS CBOT BxP Pool	95408102040	Intra Bank Fund Tran...	Shradha Banne Mak...	EXP Net Banking Tes...	C78423
21481392513	CMS CBOT BxP Pool	95408102040	Intra Bank Fund Tran...	Shradha Banne Mak...	EXP Net Banking Tes...	C76423
21481392534	CMS CBOT BxP Pool	95408102040	Intra Bank Fund Tran...	Shradha Banne Mak...	EXP Net Banking Tes...	C74619
21481392513	CMS CBOT BxP Pool	95408102040	Intra Bank Fund Tran...	Gaurav Jain Maker	EXP Net Banking Tes...	C78130

26 STEP

Select the transaction which is to be authorized and click on 'Authorize' button



The screenshot shows the IDFC FIRST Bank web portal interface. The browser address bar displays `cibuat.idfcbank.com/portal/web/CBXHome.jsp`. The user is logged in as "Welcome Shradha Baner Chatterjee" with a last login time of "21-08-2024 12:02".

On the left sidebar, under "Pending Activities", the "Transactions" option is selected. The main content area shows a table of transactions under the "Pending Authorization" tab. The table has columns for "File Name", "Debit Account Number", "Beneficiary Name", "Beneficiary Account N...", "Transaction Type", "Maker Name", "Debit Account Name", "Last Approver name", "IFSC Code", "Transaction Reference", and "Transaction Date".

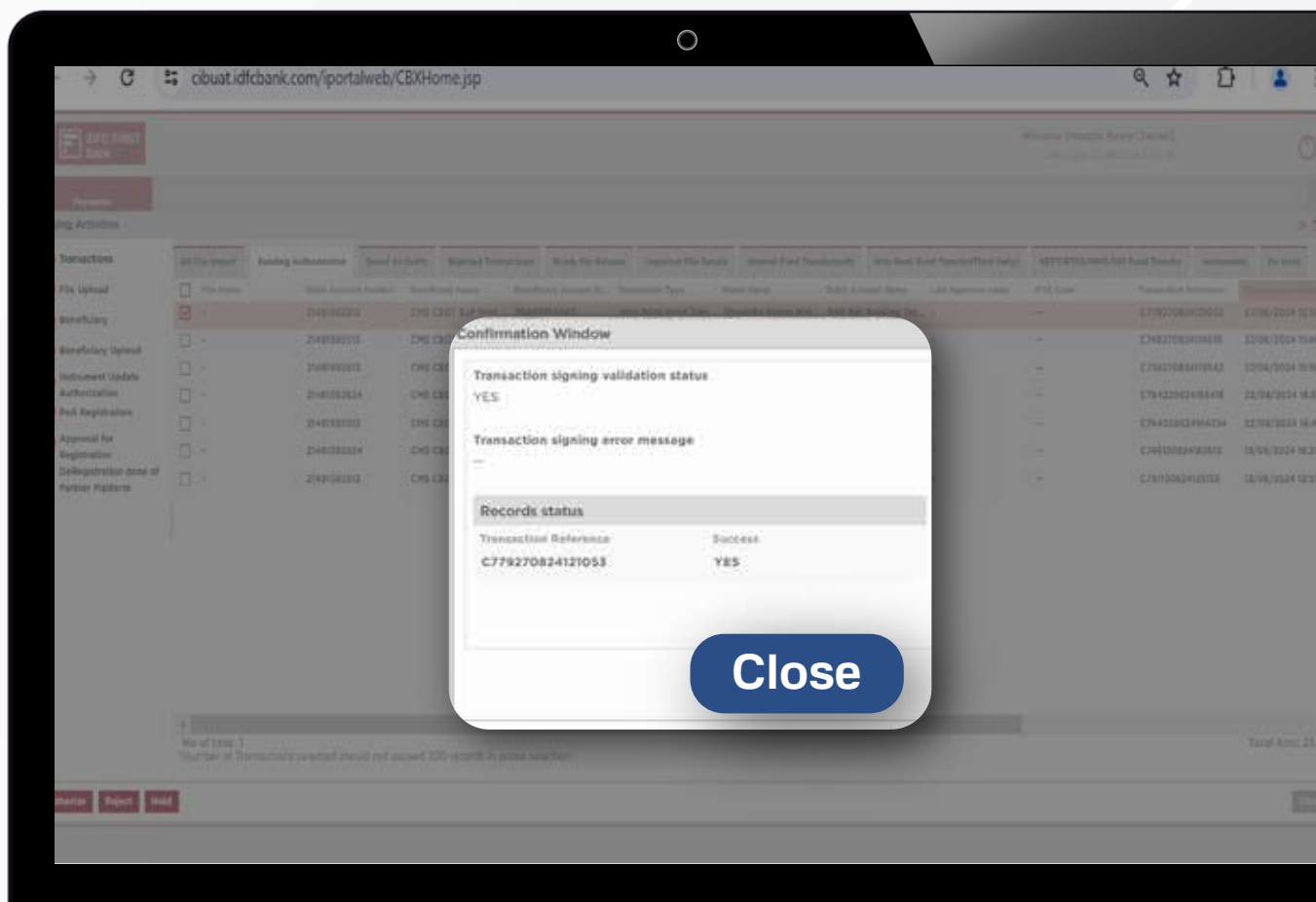
File Name	Debit Account Number	Beneficiary Name	Beneficiary Account N...	Transaction Type	Maker Name	Debit Account Name	Last Approver name	IFSC Code	Transaction Reference	Transaction Date
<input checked="" type="checkbox"/>	2148132213	CHS CBOT BxP Pool...	9540810240	Intra Bank Fund Tran...	Shradha Baner Mok...	BXP Net Banking Tel...	-	-	C79270624121053	21/08/2024 12:30
<input type="checkbox"/>	2148132213	CHS CBOT BxP Pool...	9540810240	Intra Bank Fund Tran...	Shradha Baner Mok...	BXP Net Banking Tel...	-	-	C748270624104816	21/08/2024 11:48
<input type="checkbox"/>	2149132213	CHS CBOT BxP Pool...	9540810240	Intra Bank Fund Tran...	Shradha Baner Mok...	BXP Net Banking Tel...	-	-	C738270624112342	21/08/2024 11:38
<input type="checkbox"/>	2149132214	CHS CBOT BxP Pool...	9540810240	Intra Bank Fund Tran...	Shradha Baner Mok...	BXP Net Banking Tel...	-	-	C7842206241054105	21/08/2024 10:54
<input type="checkbox"/>	2148132213	CHS CBOT BxP Pool...	9540810240	Intra Bank Fund Tran...	Shradha Baner Mok...	BXP Net Banking Tel...	-	-	C764220624104224	21/08/2024 10:42
<input type="checkbox"/>	2149132214	CHS CBOT BxP Pool...	9540810240	Intra Bank Fund Tran...	Shradha Baner Mok...	BXP Net Banking Tel...	-	-	C7441306241024105	21/08/2024 10:24
<input type="checkbox"/>	2148132213	CHS CBOT BxP Pool...	9540810240	Intra Bank Fund Tran...	Gaurav Jain Maker	BXP Net Banking Tel...	-	-	C7811306241025135	21/08/2024 12:51

At the bottom of the screen, there is a blue button labeled "Authorize". A message at the bottom right states "Total Amt: 25.0".

27

STEP

Enter 'OTP' which has been sent to registered Mobile Number and click on 'Authorize' button, then Click on 'close' button of Confirmation window



23 STEP

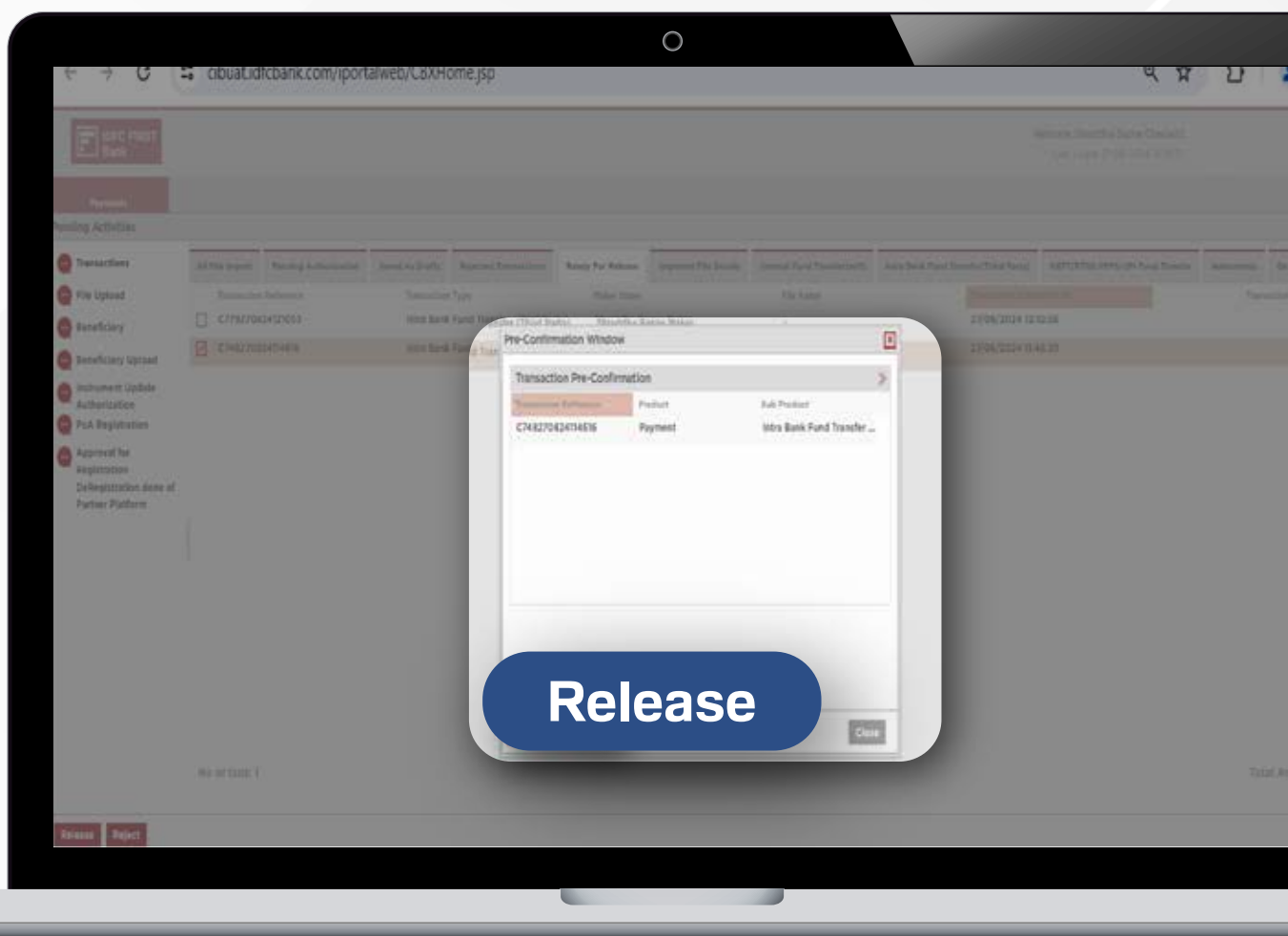
Click on 'Ready for Release' menu and select the transactions which needs to be release to bank



Ready for Release

20 STEP

Click on 'Release' button



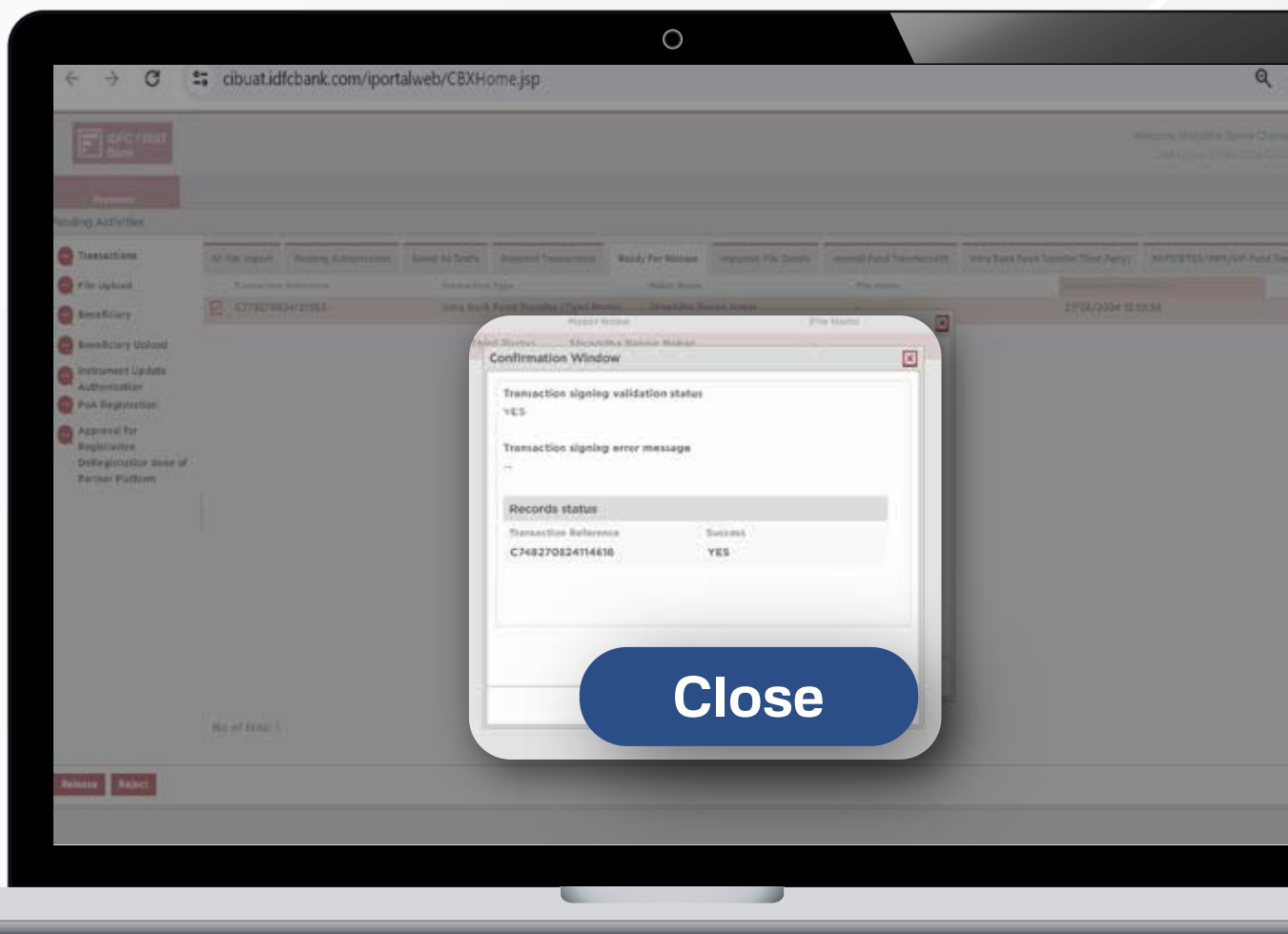


**IDFC FIRST
Bank**

ALWAYS YOU FIRST

30 STEP

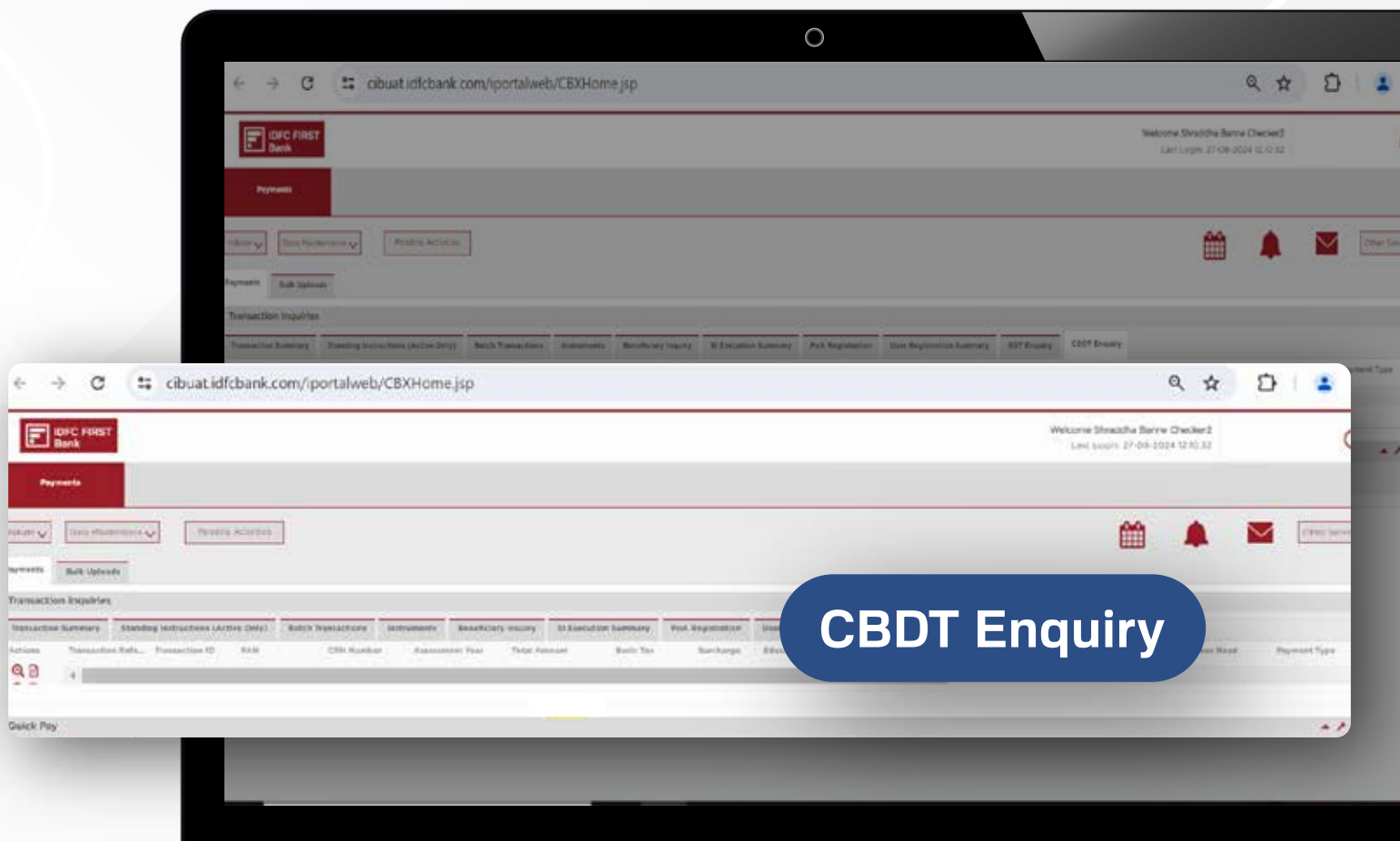
Click on 'Close' button



31

STEP

Click on 'CBDT Enquiry' menu and drag the line below to see the transaction details



Once transactions is successful after some time status will be updated as 'Processed By Bank' in BXP Portal

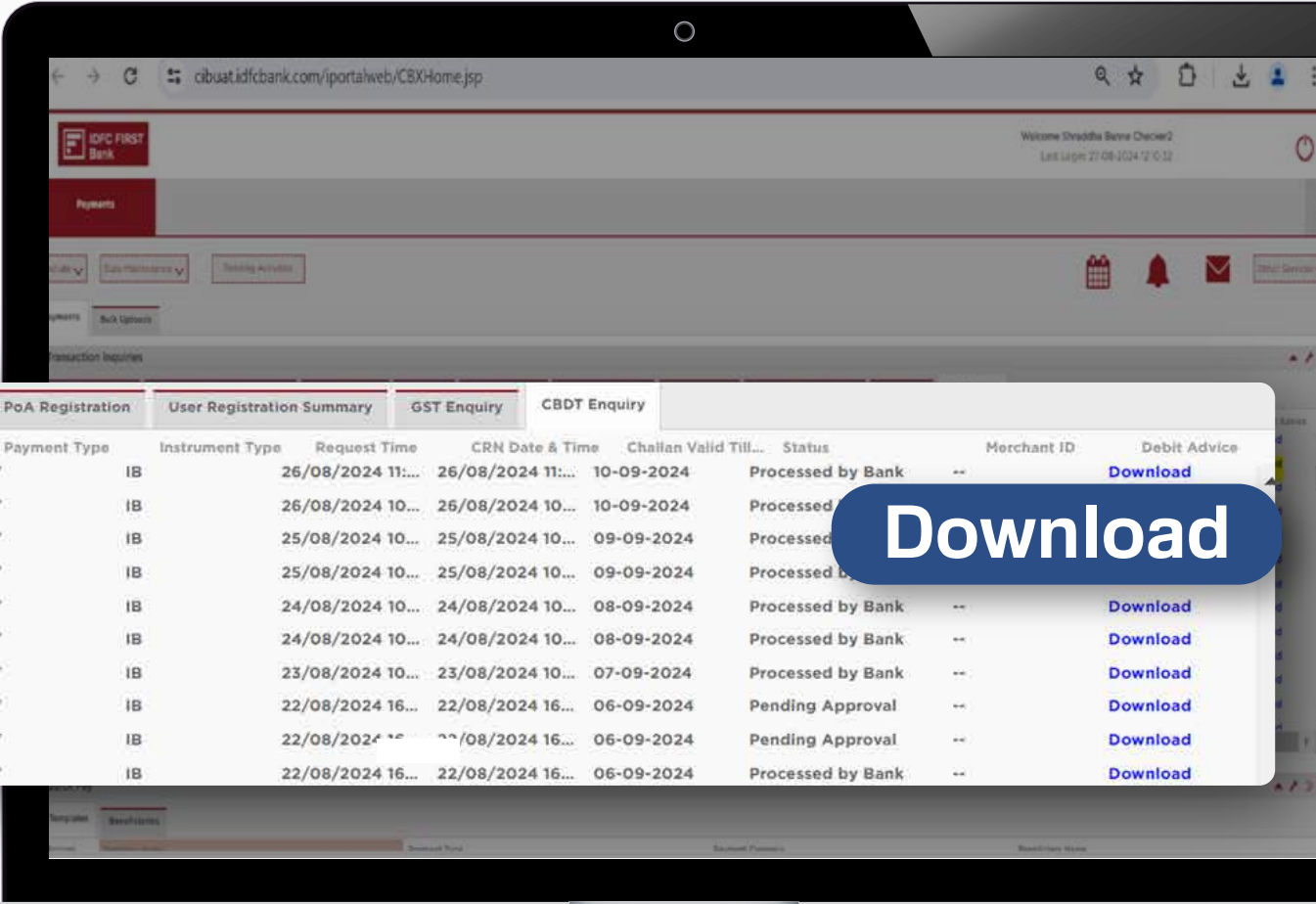


33

STEP

To Download the Debit Advice click on 'Download' hyperlink from CBDT Enquiry tab.

Note- Debit advice only gets download for 'Processed by Bank' transactions



The screenshot shows the IDFC FIRST Bank CIBUAT portal. The 'CBDT Enquiry' tab is selected, displaying a table of transactions. A blue 'Download' button is overlaid on the table, indicating that users can download debit advice for transactions processed by the bank.

Minor Head	Payment Type	Instrument Type	Request Time	CRN Date & Time	Challan Valid Till...	Status	Merchant ID	Debit Advice
00	EPY	IB	26/08/2024 11:...	26/08/2024 11:...	10-09-2024	Processed by Bank	--	Download
07	EPY	IB	26/08/2024 10:...	26/08/2024 10:...	10-09-2024	Processed	--	Download
08	EPY	IB	25/08/2024 10:...	25/08/2024 10:...	09-09-2024	Processed	--	Download
07	EPY	IB	25/08/2024 10:...	25/08/2024 10:...	09-09-2024	Processed by Bank	--	Download
07	EPY	IB	24/08/2024 10:...	24/08/2024 10:...	08-09-2024	Processed by Bank	--	Download
07	EPY	IB	24/08/2024 10:...	24/08/2024 10:...	08-09-2024	Processed by Bank	--	Download
07	EPY	IB	23/08/2024 10:...	23/08/2024 10:...	07-09-2024	Processed by Bank	--	Download
00	EPY	IB	22/08/2024 16:...	22/08/2024 16:...	06-09-2024	Pending Approval	--	Download
07	EPY	IB	22/08/2024 16:...	22/08/2024 16:...	06-09-2024	Pending Approval	--	Download
07	EPY	IB	22/08/2024 16:...	22/08/2024 16:...	06-09-2024	Processed by Bank	--	Download

34

STEP

Downloaded Debit Advice slip is will appear like below



Direct Tax Payments Acknowledgement

Name of Tax Payer	BXP Net Banking Testing
PAN / TAN	XXXXXX296A
CRN	24082600000008
CIN	24082600000008IDFB
Debit Account Number	21491392513
Bank Reference Number	C788260824102701
Mode of Payment	ePayment
Assessment Year	2024-25
Major Head	0021
Minor Head	107
Payment Details	(Rupees)
Income Tax	0.00
Surcharge	0.00
CESS	300.00
Interest	0.00
Penalty	0.00
Others	0.00
Total Amount	300.00
Amount in words	Rupees Three Hundred Only
Submitted Date & Time	26-08-2024 10:27:18
Payment Date & Time	26-08-2024 14:21:08



ALWAYS YOU FIRST

Speak to our **IDFC FIRST Bank Representative** to know more

✉ **taxsupport@idfcfirstbank.com**

☎ **1800 10 888**