

Introducing  
**a convenient way  
to pay your**

**GST**

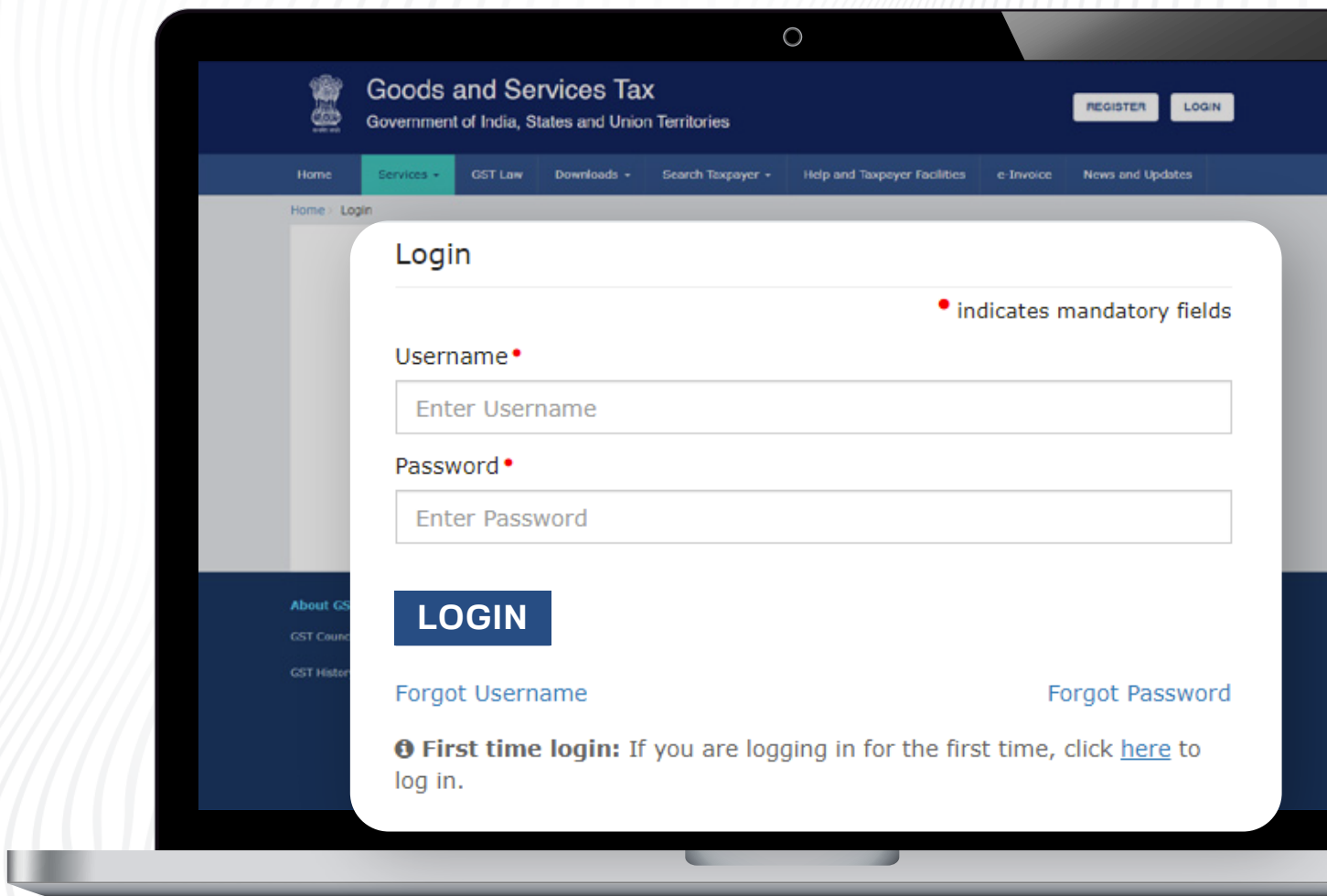
with **IDFC FIRST Bank**



**For Bank Branches Only**

# STEP 01

Open the below GSTN portal URL on your desktop  
<https://services.gst.gov.in/services/login>



The screenshot shows the GSTN portal login page. The header includes the Government of India logo, the text 'Goods and Services Tax', and 'Government of India, States and Union Territories'. There are 'REGISTER' and 'LOGIN' buttons. The navigation bar has links for Home, Services, GST Law, Downloads, Search Taxpayer, Help and Taxpayer Facilities, e-Invoice, and News and Updates. The main content area is titled 'Login' and features a login form with fields for Username and Password, both marked with a red dot indicating they are mandatory. Below the form is a blue 'LOGIN' button. There are links for 'Forgot Username' and 'Forgot Password'. A note at the bottom states: 'First time login: If you are logging in for the first time, click [here](#) to log in.'

Goods and Services Tax  
Government of India, States and Union Territories

REGISTER LOGIN

Home Services GST Law Downloads Search Taxpayer Help and Taxpayer Facilities e-Invoice News and Updates

Home > Login

Login

• indicates mandatory fields

Username •

Enter Username

Password •

Enter Password

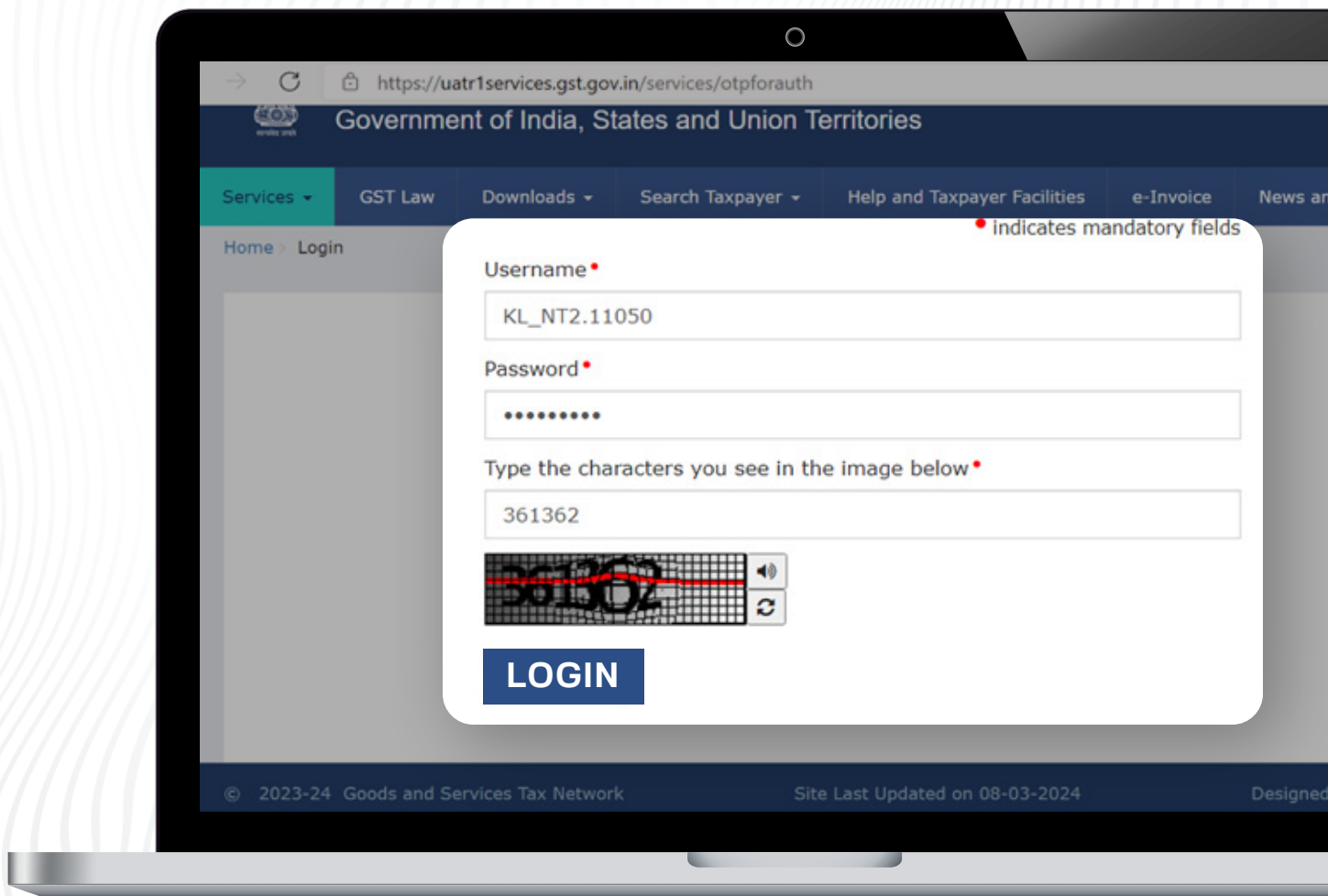
LOGIN

[Forgot Username](#) [Forgot Password](#)

**i First time login:** If you are logging in for the first time, click [here](#) to log in.

## STEP 02

Enter Username, Password and Captcha code.  
The click on 'LOGIN' button



https://uatr1services.gst.gov.in/services/otpforauth

Government of India, States and Union Territories

Services ▾ GST Law Downloads ▾ Search Taxpayer ▾ Help and Taxpayer Facilities e-Invoice News and Events

Home > Login

• indicates mandatory fields

Username •




KL\_NT2.11050

Password •

••••••••

Type the characters you see in the image below •

361362

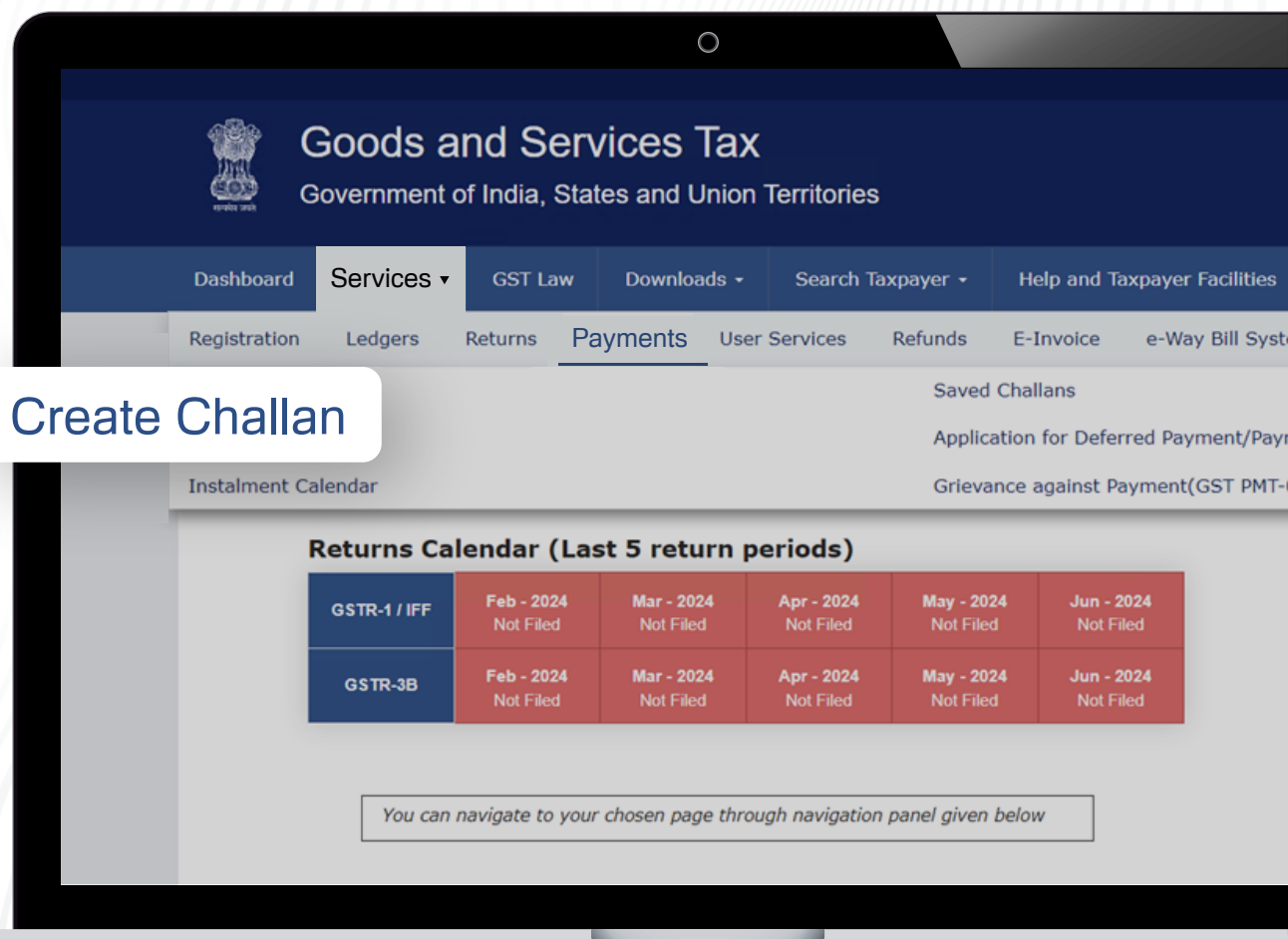
**LOGIN**

© 2023-24 Goods and Services Tax Network Site Last Updated on 08-03-2024 Designed by GSTN



## STEP 03

Now navigate to **Services=>Payments=>Create Challan**, below screen will open



## STEP 04

Select 'Any other Payment' as Reason for Challan and click on 'PROCEED' button

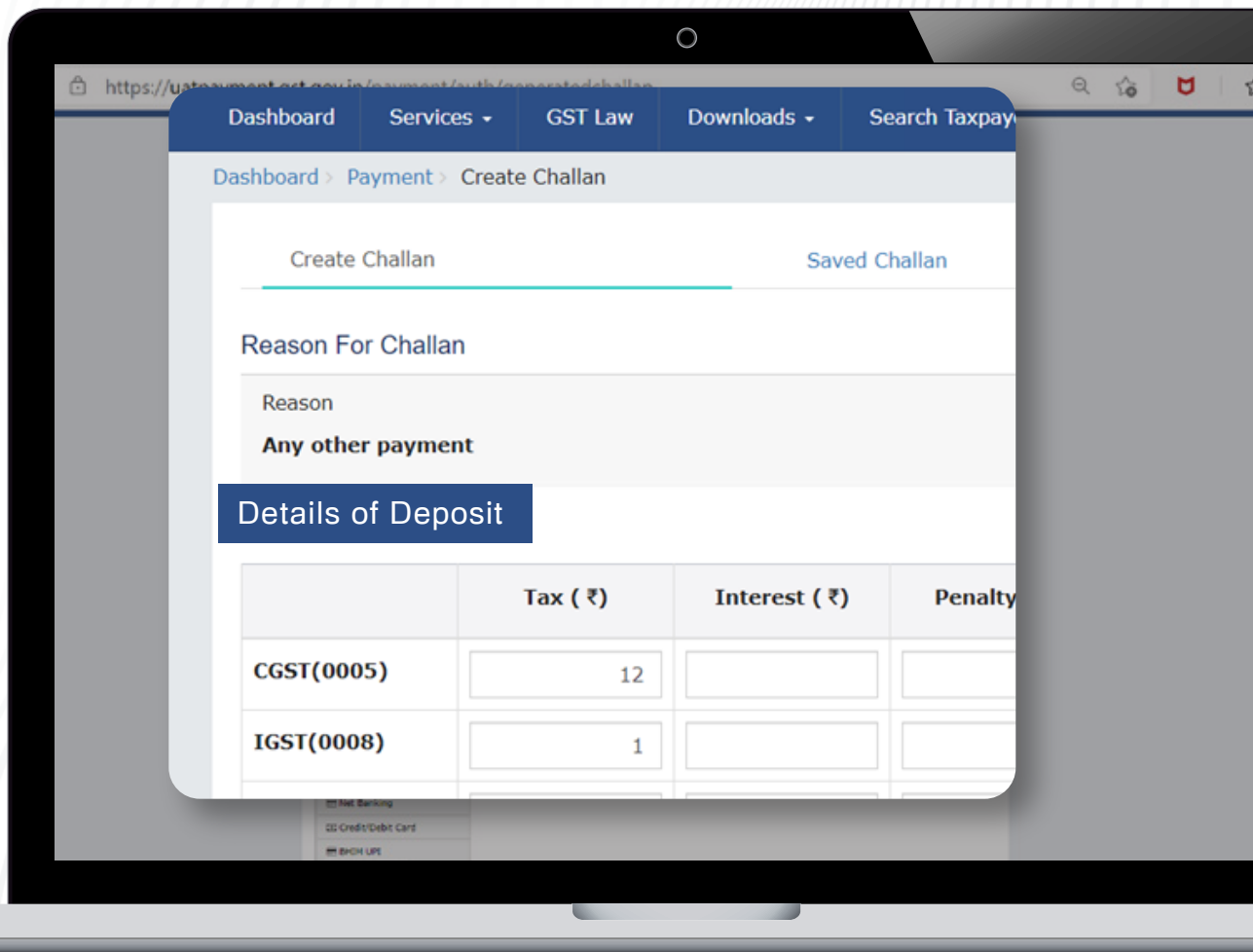
Reason For Challan

☒ Any other payment

PROCEED

## STEP 05

**Enter Deposit details for which GST to be paid**



Dashboard > Payment > Create Challan

Create Challan [Saved Challan](#)

Reason For Challan

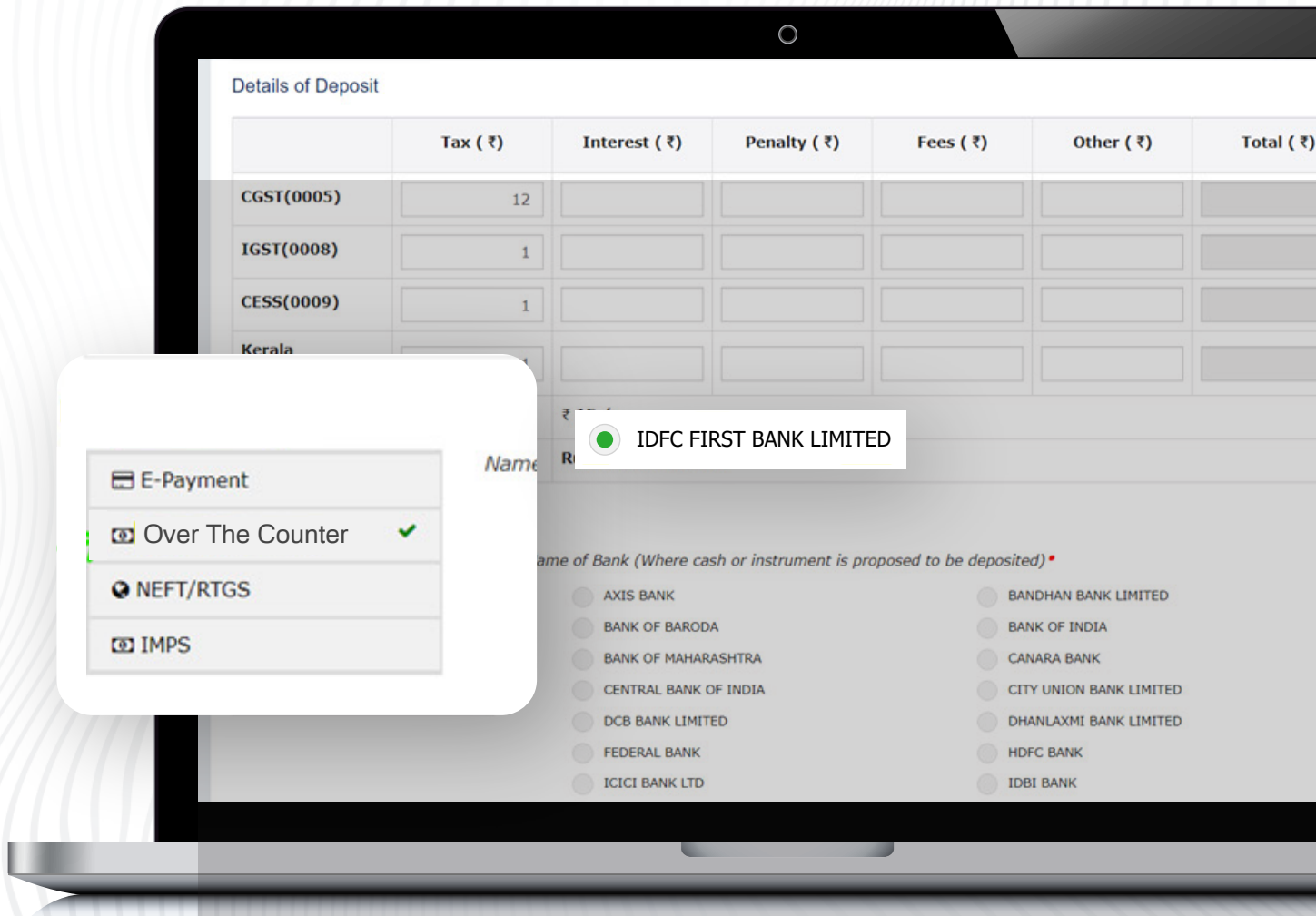
Reason  
Any other payment

Details of Deposit

|            | Tax ( ₹ ) | Interest ( ₹ ) | Penalty |
|------------|-----------|----------------|---------|
| CGST(0005) | 12        |                |         |
| IGST(0008) | 1         |                |         |

## STEP 06

Now select Payment mode as 'Over the Counter', for making payments via any Bank branch



The screenshot shows the 'Details of Deposit' table with the following data:

|            | Tax ( ₹ ) | Interest ( ₹ ) | Penalty ( ₹ ) | Fees ( ₹ ) | Other ( ₹ ) | Total ( ₹ ) |
|------------|-----------|----------------|---------------|------------|-------------|-------------|
| CGST(0005) | 12        |                |               |            |             |             |
| IGST(0008) | 1         |                |               |            |             |             |
| CESS(0009) | 1         |                |               |            |             |             |
| Kerala     | 1         |                |               |            |             |             |

The 'Payment Mode' dropdown menu is open, showing the following options:

- ☐ E-Payment
- ☒ Over The Counter ✓
- ☐ NEFT/RTGS
- ☐ IMPS

The 'Name of Bank' dropdown menu is also open, showing the following options:

- ☒ IDFC FIRST BANK LIMITED
- ☐ AXIS BANK
- ☐ BANK OF BARODA
- ☐ BANK OF MAHARASHTRA
- ☐ CENTRAL BANK OF INDIA
- ☐ DCB BANK LIMITED
- ☐ FEDERAL BANK
- ☐ ICICI BANK LTD
- ☐ BANDHAN BANK LIMITED
- ☐ BANK OF INDIA
- ☐ CANARA BANK
- ☐ CITY UNION BANK LIMITED
- ☐ DHANLAXMI BANK LIMITED
- ☐ HDFC BANK
- ☐ IDBI BANK



## STEP 07

Select name or the bank as 'IDFC FIRST BANK LIMITED'. Select options as 'CASH/DD/CHEQUE'. Then click on 'GENERATE CHALLAN' button

Name of Bank

(Where cash or instrument is proposed to be deposited)\*



IDFC FIRST BANK LIMITED

- ☐ AXIS BANK
- ☐ BANK OF BARODA
- ☐ BANK OF MAHARASHTRA
- ☐ CENTRAL BANK OF INDIA
- ☐ DCB BANK LIMITED
- ☐ FEDERAL BANK
- ☐ ICICI BANK LTD
- ☐ INDIAN OVERSEAS BANK
- ☐ JAMMU AND KASHMIR BANK LIMITED
- ☐ KARUR VYSYA BANK
- ☐ PUNJAB AND SIND BANK
- ☐ RBL BANK LIMITED
- ☐ STATE BANK OF INDIA
- ☐ UCO BANK
- ☐ BANDHAN BANK LIMITED
- ☐ BANK OF INDIA
- ☐ CANARA BANK
- ☐ CITY UNION BANK LIMITED
- ☐ DHANLAXMI BANK LIMITED
- ☐ HDFC BANK
- ☐ IDBI BANK
- ☐ INDIAN BANK
- ☐ INDUSIND BANK
- ☐ KARNATAKA BANK LIMITED
- ☐ KOTAK MAHINDRA BANK LIMITED
- ☐ PUNJAB NATIONAL BANK
- ☐ SOUTH INDIAN BANK
- ☐ TAMILNAD MERCANTILE BANK LTD
- ☐ UNION BANK OF INDIA

☐ Cash ☒ Cheque ☐ Demand Draft


EDIT REASON

GENERATE CHALLAN



# STEP 08

**Challan has been successfully generated now**


**Goods and Services Tax**  
 Government of India, States and Union Territories

Dashboard
 Services
 GST Law
 Downloads
 Search Taxpayer
 Help and Taxpayer Facilities
 e-Invoice
 News and U

Skylark  
32GS

**Challan successfully generated**

**GST Challan**

|                    |                         |                     |
|--------------------|-------------------------|---------------------|
| CPIN               | Challan Generation Date | Challan Expiry Date |
| 24073200000700     | 26/07/2024 16:21:27     | 10/08/2024          |
| Mode of Payment :- | Over The Counter        |                     |

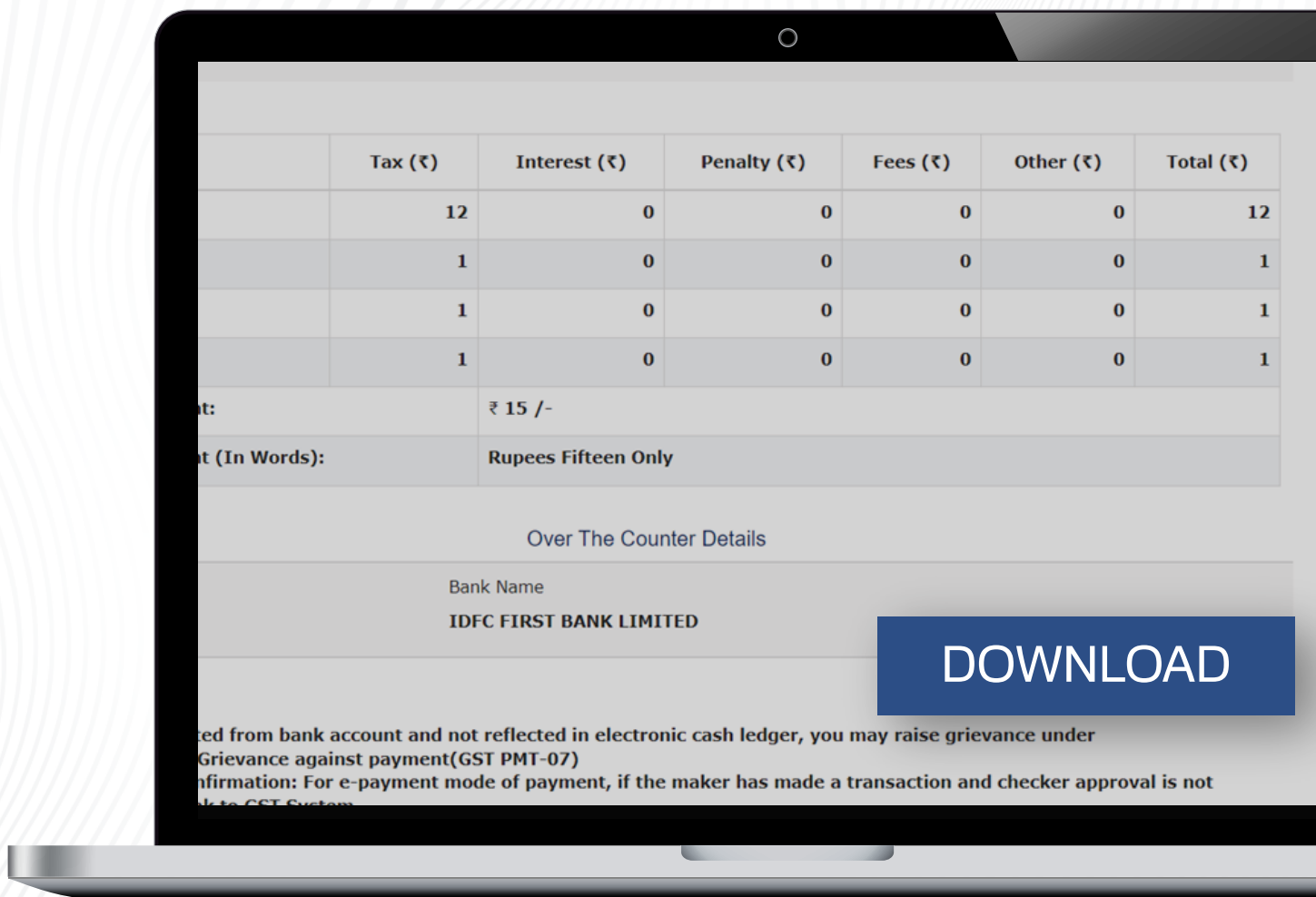
**Details Of Taxpayer**

|                   |                              |               |
|-------------------|------------------------------|---------------|
| GSTIN/Other Id    | Email Address                | Mobile Number |
| 32GSHAB2873J1ZK   | sXXXXXXXXXXXX@XXXXXXXXXXXXom | 6XXXXX9474    |
| Name              | Address                      |               |
| Skylark Printings | XXXXXXXXXX Kerala,670123     |               |

Reason For Challan

## STEP 09

Click on 'DOWNLOAD' button to download the challan, challan will be downloaded in PDF format



|  | Tax (₹) | Interest (₹) | Penalty (₹) | Fees (₹) | Other (₹) | Total (₹) |
|--|---------|--------------|-------------|----------|-----------|-----------|
|  | 12      | 0            | 0           | 0        | 0         | 12        |
|  | 1       | 0            | 0           | 0        | 0         | 1         |
|  | 1       | 0            | 0           | 0        | 0         | 1         |
|  | 1       | 0            | 0           | 0        | 0         | 1         |

Amount: ₹ 15 /-

Amount (In Words): Rupees Fifteen Only

Over The Counter Details

Bank Name  
IDFC FIRST BANK LIMITED

**DOWNLOAD**

ded from bank account and not reflected in electronic cash ledger, you may raise grievance under  
Grievance against payment(GST PMT-07)  
Confirmation: For e-payment mode of payment, if the maker has made a transaction and checker approval is not  
link to GST System

## STEP 10

Then visit your nearest IDFC FIRST Bank Branch along with the downloaded Challan





ALWAYS YOU FIRST

---

Speak to our **IDFC FIRST Bank Representative** to know more

✉ **[taxsupport@idfcfirstbank.com](mailto:taxsupport@idfcfirstbank.com)**

☎ **1800 10 888**