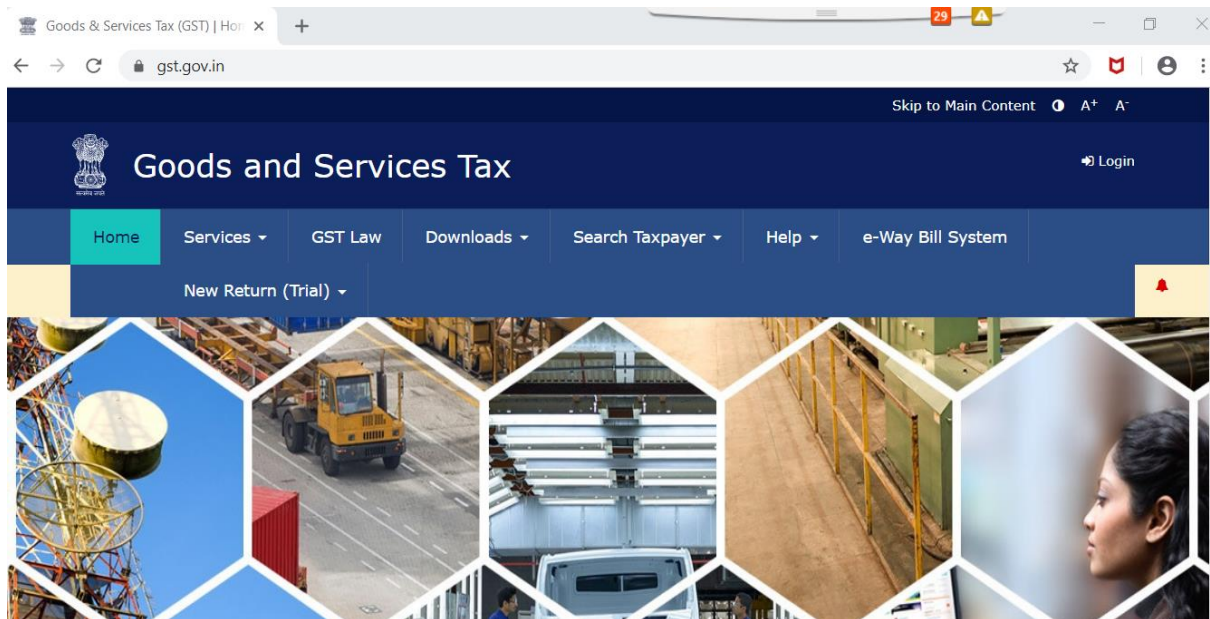
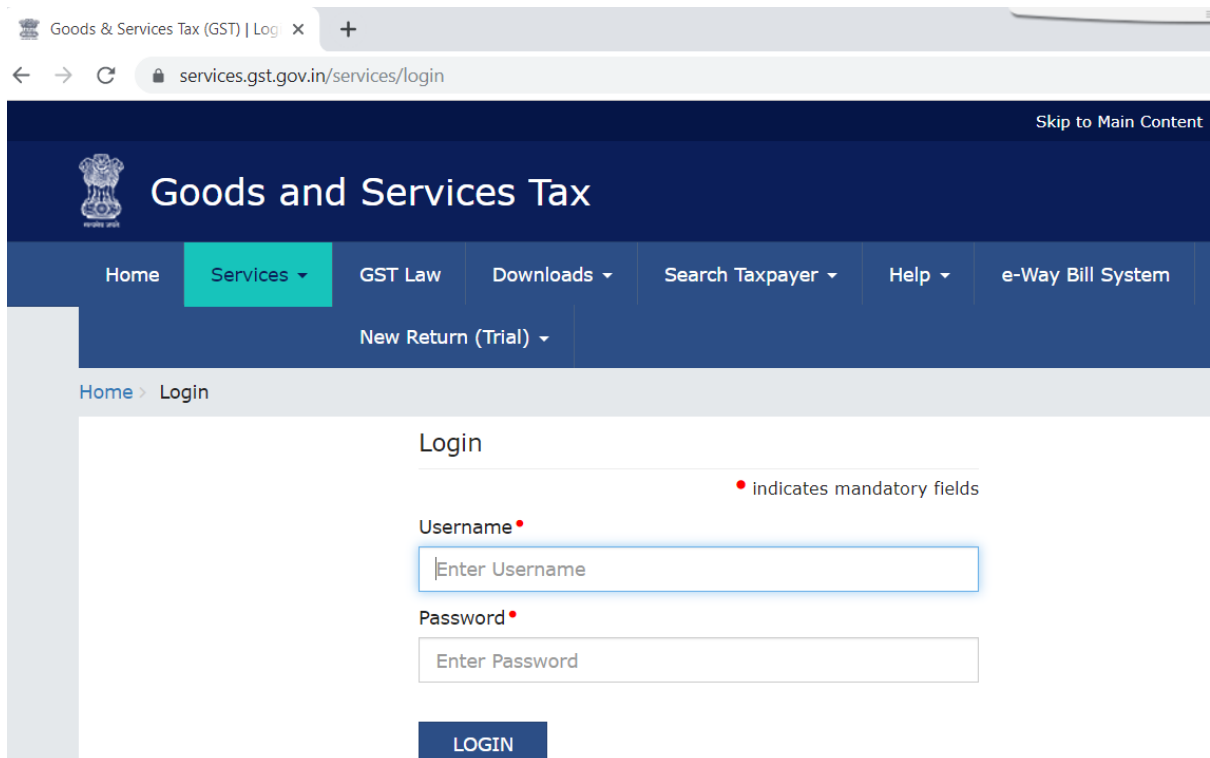


GST Payment via NEFT RTGS

1. Upon selecting GST Payments, the Taxpayer will be redirected from www.idfcfirstbank.com to www.gst.gov.in. The steps to be followed are illustrated below



2. Login to GST portal



GST Payment via NEFT RTGS

3. Create GST Challan



4. Enter necessary details in the form

	Tax (₹)	Interest (₹)	Penalty (₹)	Fees (₹)	Other (₹)	Total (₹)
CGST(0005)						0
IGST(0008)	100					100
CESS(0009)						0
Telangana SGST(0006)						0
Total Challan Amount:	₹ 100 /-					
Total Challan Amount (In Words):	Rupees One hundred Only					

Payment Modes*

- E-Payment
- Over The Counter
- NEFT/RTGS ✓

Remitting Bank*

IDFC FIRST BANK LIMITED ✕

SAVE GENERATE CHALLAN

5. Select "NEFT / RTGS" as the Payment Mode and Select Remitting Bank as "IDFC FIRST BANK LIMITED"

6. Click on "Generate Challan"

Payment Modes*

- E-Payment
- Over The Counter
- NEFT/RTGS ✓


Remitting Bank*

IDFC FIRST BANK LIMITED ✕

SAVE GENERATE CHALLAN

GST Payment via NEFT RTGS

- The Challan once generated can be viewed on screen and be downloaded



Goods and Services Tax

Dashboard Services - Notifications & Circulars - Acts & Rules -

Dashboard > Payment > Generate Challan

Challan successfully generated

GST Challan

CPIN

Challan Generation Date

Challan Expiry Date

Mode of Payment :- **NEFT/RTGS**

- The beneficiary details section of the challan will contain the bank details for making the payment through NEFT/RTGS

Mode of Payment	
<input type="checkbox"/> E-Payment	<input type="checkbox"/> Over the Counter(OTC) <input checked="" type="checkbox"/> NEFT / RTGS
NEFT/RTGS	
Remitting Bank	IDFC FIRST BANK LIMITED
Beneficiary Name	GST
Beneficiary Account Number (CPIN)	19113600001916
Name of beneficiary bank	Reserve Bank of India
Beneficiary Bank's Indian Financial System Code (IFSC)	RBIS0GSPMT
Amount	100

- Please use the Internet Banking platform of IDFC FIRST BANK to transfer payments to the beneficiary bank account details mentioned in the challan. The payment must be made before the expiry date of the challan
- Please retain the UTR generated for the NEFT/RTGS transaction on IDFC FIRST Bank's internet banking platform. Visit the Challan History tab on the GST Portal and link the UTR to the GST Challan against which the payment was made